

Joint Committee on Children, Youth, and Families

*Senator Nancy J. King, Senate Chair
Delegate Ariana B. Kelly, House Chair*

**Wednesday, October 17, 2018, 10:00 a.m.
120 House Office Building
Annapolis, Maryland**

Agenda

I. Call to Order and Chairs' Opening Remarks

II. Update on Parental Leave for State Employees

- Cindy Kollner, Executive Director of the Office of Personnel Services and Benefits, Department of Budget and Management
- Lori L. Mathis, Director of the Office of Operations and Support Services, Department of Legislative Services
- Pamela Q. Harris, State Court Administrator, Judiciary
- Lee Robinson, Director of Human Resources, Judiciary

III. Child Care in Maryland

- Lacey Tsonis, Assistant Deputy Director, Resource and Referral Services, Maryland Family Network (MFN)
- Clinton Macsherry, Director of Public Policy, MFN

IV. Tax Credits for Child Care

- Amy Matsui, Director of Income Security and Senior Counsel, National Women's Law Center

V. Update on the State's Child Care Subsidy Program

- Steven R. Hicks, Assistant State Superintendent, Division of Early Childhood, Maryland State Department of Education

VI. Closing Remarks and Adjournment

**Update on the Implementation of Parental
Leave within the State Personnel
Management System**

October 17, 2018

DBM.MARYLAND.GOV



410-260-7041



SPMS' Interpretation of the New Law

- Defines “Immediately following” as within 6 months after the birth or adoption of a child
- Does not restrict “Primary Caregiver” to a single State employee; two State employees who are otherwise eligible for Parental Leave may be determined to be a Primary Caregiver but not during the same period of time
- Allows for intermittent use of the 60 days
- Clarifies that the 60 days of Parental Leave are work days and not calendar days
- Clarifies that Parental Leave is in addition to the 30 days of sick leave already permissible under the statute for the birth of a child





Timeframe

- Parental Leave was available for SPMS employees beginning on October 1, 2018
- Employees with children born or adopted before October 1 may use Parental Leave after October 1 as long as all leave is used within 6 months of the birth or adoption of the child

DEPARTMENT OF HUMAN RESOURCES

POLICY ON PARENTAL LEAVE

(a) Purpose and Scope

(1) **Purpose.** To provide paid parental leave to qualifying employees following the birth of an employee's child or the placement of a child under 6 years of age with the employee for adoption.

(2) Scope

This policy applies to all regular Judiciary employees as defined in this policy.

(b) Definitions

(1) Administrative Head

- (A) For the Appellate Courts, the Clerk of the Court for all employee under the Clerk's supervision;
- (B) For the Circuit Courts, the Clerk of the Court for all employees under the Clerk's supervision, and the County Administrative Judge for all state employees under his or her supervision;
- (C) For the District Court, the Chief Judge of the District Court, the Chief Clerk, or the Administrative Clerk for all employee under his or her supervision.
- (D) For the Administrative Office of the Courts (AOC), the State Court Administrator;
- (E) For any units, the head of the unit where the employee works; or,
- (F) Any person who serves as the authorized designee, by express written designation, of any of the foregoing persons.

(2) **Judiciary Human Resources Department (JHRD)** – The department within the AOC that is responsible for, but not limited to, the following functions for State employees in the Maryland Judiciary: human resources policy development, administration, and interpretation; recruitment; employment and orientation services; employee benefits; position classification and salary administration; and employer-employee relations.

(3) **Primary Caregiver** – An eligible employee who is primarily responsible for the care and nurturing of the employee's child 6 months of age or younger or the employee's adopted child who is under 6 years of age.

(4) **Regular Employee** – For purposes of this policy, an employee holding a position funded under an approved budget, paid through the Central Payroll Bureau of the Comptroller, and having an assigned position identification number (PIN). This does not include clerks of court, contractual and temporary employees, judges, and law clerks.

(5) **Unit** – The State Board of Law Examiners, the Maryland State Law Library, the Commission on Judicial Disabilities, the Maryland Court of Appeals Standing Committee on Rules of Practice and Procedure.

(c) Policy Statement

Paid parental leave is to enable an employee to care for and bond with a newborn or a newly adopted or newly placed child. This leave will run concurrently with Family and Medical Leave, as applicable.

An employee who is the primary caregiver responsible for the care and nurturing of a child may use up to 60 days* of parental leave to care for the child. Approved paid parental leave may be taken at any time during the six-month period immediately following the birth, adoption or placement of a child with the employee. If both parents work for the Judiciary, then the two parents may take up to a combined 60 days of parental leave.

**The number of days are prorated for part-time employees.*

(d) Parental Leave

- (1) An eligible employee must first exhaust all available accrued leave prior to using parental leave.
- (2) If accrued leave is less than 60 days, the Judiciary shall provide the employee with additional paid leave to attain 60 days of parental leave.
- (3) Paid parental leave may not be used or extended beyond 60 days.
- (4) Two employees who otherwise are eligible for parental leave may not be a primary caregiver during the same period of time for the purpose of taking parental leave.
- (5) An employee may not accrue any type of leave while using parental leave.

(e) Requesting Parental Leave

- (1) An employee shall submit a request for parental leave to his or her administrative head. The request for leave should be submitted at least 60 calendar days in advance of its need, where practicable, and include an estimate of the timing and duration of the leave.
- (2) The employee may be required to provide documentation to substantiate the request.
- (3) The Administrative Head may grant a request for parental leave if the employee:
 - (A) Has submitted the proper request certifying that the employee is the primary caregiver for the child, along with the necessary medical documentation if required.
 - (B) Has not already exceeded the 60 day parental leave absence period.
 - (C) The absence will occur within 6 months following the birth of the employee's child or adoption by the employee of a child under 6 years of age.
- (4) The administrative head may delay the start of the parental leave absence if the time period requested by the employee for its use poses an operational disruption as determined by the

administrative head. However, such delay may not deprive the employee of the full use of the 60-day parental leave absence.


- (5) A request for parental leave may be denied if the employee has not submitted the proper request, and medical documentation if required.
- (6) The administrative head shall render a decision on the request for parental leave within 10 working days of receiving the request.
- (f) **Interpretive Authority:** The JHRD is responsible for the interpretation of this policy.
- (g) **Not a Contract:** This policy does not constitute or create an express or implied contract. It is not intended to, and does not, create contractual obligations.
- (h) **Effective Date:** This policy will become effective January 2, 2019.

DRAFT



MARYLAND
FAMILY
NETWORK

*Ensuring that children have strong families,
quality early learning environments,
and a champion for their interests.*



CHILD CARE DEMOGRAPHICS • 2018



MARYLAND
FAMILY
NETWORK



MARYLAND
FAMILY
NETWORK

Maryland Child Care Resource Network

Child Care Demographics

Maryland Report

Maryland is at the center of the Boston-Atlanta Corridor on the Atlantic seaboard, and borders Washington, D.C., the nation's capital. Among the 50 states Maryland ranks 42nd in size and 19th in population with a diversified economy rooted in high technology, bioscience and services, as well as revitalized manufacturing and international trade. Ranking third among the states in educational attainment with 59.3% of Maryland's population aged 25 and older hold a bachelor's degree or higher. The state has a diversified economy centered in high technology, bioscience and services, as well as revitalized manufacturing and international trade. Major federal facilities based in Maryland are the National Institutes of Health, National Institutes of Standards and Technology, National Security Agency, Social Security Administration, Food and Drug Administration, Department of Homeland Security, and Census Bureau. Federal and retail workers constitute 27.2 percent of the state's work force - the second highest concentration among states. Maryland's 168,000 business employ over 2.1 million workers. 3,370 businesses have 100 or more workers. Significant companies headquartered in Maryland include Lockheed Martin, Marthon International, Hoot Hotels & Resorts, McCormick & Schmick's, T. Rowe Price, Under Armour, W. B. Ewing, Levi

Number of Maryland Children under 12 with Mothers in the Work Force¹
756,829 - 78.9% of total 2016 child population under 12 (959,226).
¹Source: UNLEASHED, Child Care - Metrics based on 2010 census data. Total population number based on Census.gov, Dec. 2010, 2016.

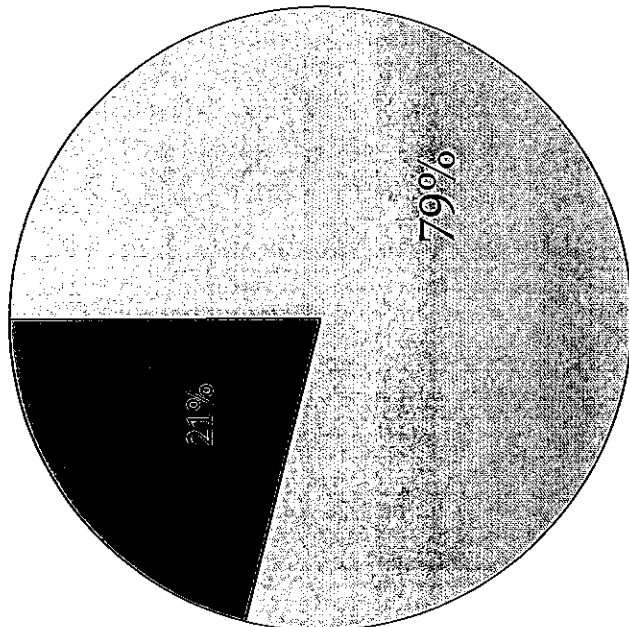
Child Population 2010

Age Group	Number in Age Group
0-1	144,558
2-4	220,930
5-9	366,868
10-11	151,023
Total	883,379

Source: Maryland Department of Planning (MDPI), 2010 Census Summary 1 (4-1).
Child Care Costs are Compared to Other Major Household Expenses.

County	Estimated Child Care Cost	Median Family Income	Child Care Cost as % of Family Income	Child Care Cost as % of Median Family Income
Allegany	\$11,877	\$42,253	28.0%	2
Anne Arundel	\$21,881	\$108,159	20.2%	3
Baltimore	\$20,242	\$86,724	23.3%	3
Calvert	\$18,748	\$102,552	18.3%	3
Carroll	\$12,774	\$71,561	17.8%	3
Cecil	\$19,823	\$102,824	19.2%	3
Chesapeake	\$16,656	\$81,244	20.6%	3
Chesapeake Beach	\$19,067	\$104,381	18.2%	3
Dorchester	\$12,526	\$93,939	13.4%	3
Frederick	\$28,747	\$106,230	27.0%	3
Garrett	\$11,651	\$38,737	30.1%	3
Harpur	\$24,408	\$131,412	18.6%	3
Howard	\$14,205	\$66,458	21.2%	3
Montgomery	\$27,942	\$128,275	21.8%	3
Prince George's	\$20,063	\$89,158	22.5%	3
Queen Anne's	\$12,445	\$100,329	12.4%	2
St. Mary's	\$17,932	\$98,682	18.1%	3
Somerset	\$11,662	\$52,856	22.0%	2
Talbot	\$18,488	\$86,012	21.5%	3

Children under 12 with Mothers in the Workforce



■ Children Under 12 With Mothers in the Workforce ■ All Other Children

MARYLAND FAMILY NETWORK


Where are Maryland's 365,000 Children Birth to Age 5?

Public Pre-Kindergarten 8%

Home & Informal Care
28%

Head Start / Early Head
Start / Family Support
Centers 3%

Regulated Child Care 61%



Child Care Costs Compared to Other Major Household Expenses

- Expenses based on a family of 4
- Expenses considered included housing, income taxes, food, and child care
- Estimated Child Care Cost based on a combined cost for an infant in a family child care home and a preschooler in a child care center

County	Estimated Child Care Cost*	Median Family Income*	% of Median Income Spent On Child Care	Child Care Cost Ranked w/Other Major Household Exp*
Allegany	\$11,877	\$54,253	21.89%	2
Anne Arundel	\$21,561	\$106,159	20.31%	3
Baltimore County	\$20,263	\$86,724	23.36%	3
Calvert	\$18,768	\$110,552	16.98%	3
Caroline	\$12,774	\$71,951	17.75%	3
Carroll	\$19,823	\$102,826	19.28%	3
Cecil	\$16,636	\$81,244	20.48%	3
Charles	\$19,067	\$104,391	18.27%	3
Dorchester	\$12,526	\$59,959	20.89%	3
Frederick	\$20,747	\$104,230	19.91%	3
Garrett	\$11,451	\$58,737	19.50%	3
Harford	\$21,319	\$94,290	22.61%	3
Howard	\$26,408	\$131,412	20.10%	3
Kent	\$14,205	\$66,486	21.37%	3
Montgomery	\$27,962	\$126,275	22.14%	3
Prince George's	\$20,063	\$89,156	22.50%	3
Queen Anne's	\$17,445	\$100,129	17.42%	3
St. Mary's	\$17,932	\$98,662	18.18%	3
Somerset	\$11,602	\$52,866	21.95%	2
Talbot	\$16,488	\$86,013	19.17%	3
Washington	\$14,331	\$69,918	20.50%	3
Wicomico	\$13,696	\$66,748	20.52%	3
Worcester	\$15,023	\$74,857	20.07%	3
Baltimore City	\$17,295	\$57,548	30.05%	1

Average Weekly Cost of Care

Programs	Family Child Care	Child Care Centers
0-23 months	\$ 200.75	\$ 281.35
2-4 years	\$ 170.38	\$ 197.48

MARYLAND FAMILY NETWORK

Supply

Children's Programs by Type with Capacity/ Enrollment		
	# of Programs	Capacity
Family Child Care Providers	5,938	45,317
*OCC Licensed Group Programs	2,679	162,702
8-12 Hour Child Care Centers	1,569	102,951
Infant/Toddler	835	11,598
Part-Day	348	N/A
Before/after School (School & Center-Based)	1,772	N/A
Employer-Sponsored Centers	49	3,969
Youth Camps	596	N/A
Nursery Schools	577	N/A
Private Kindergarten	267	N/A
**Head Start	201	enrollment: 9,205
***Public Pre-Kindergarten Sites	592	

Table A



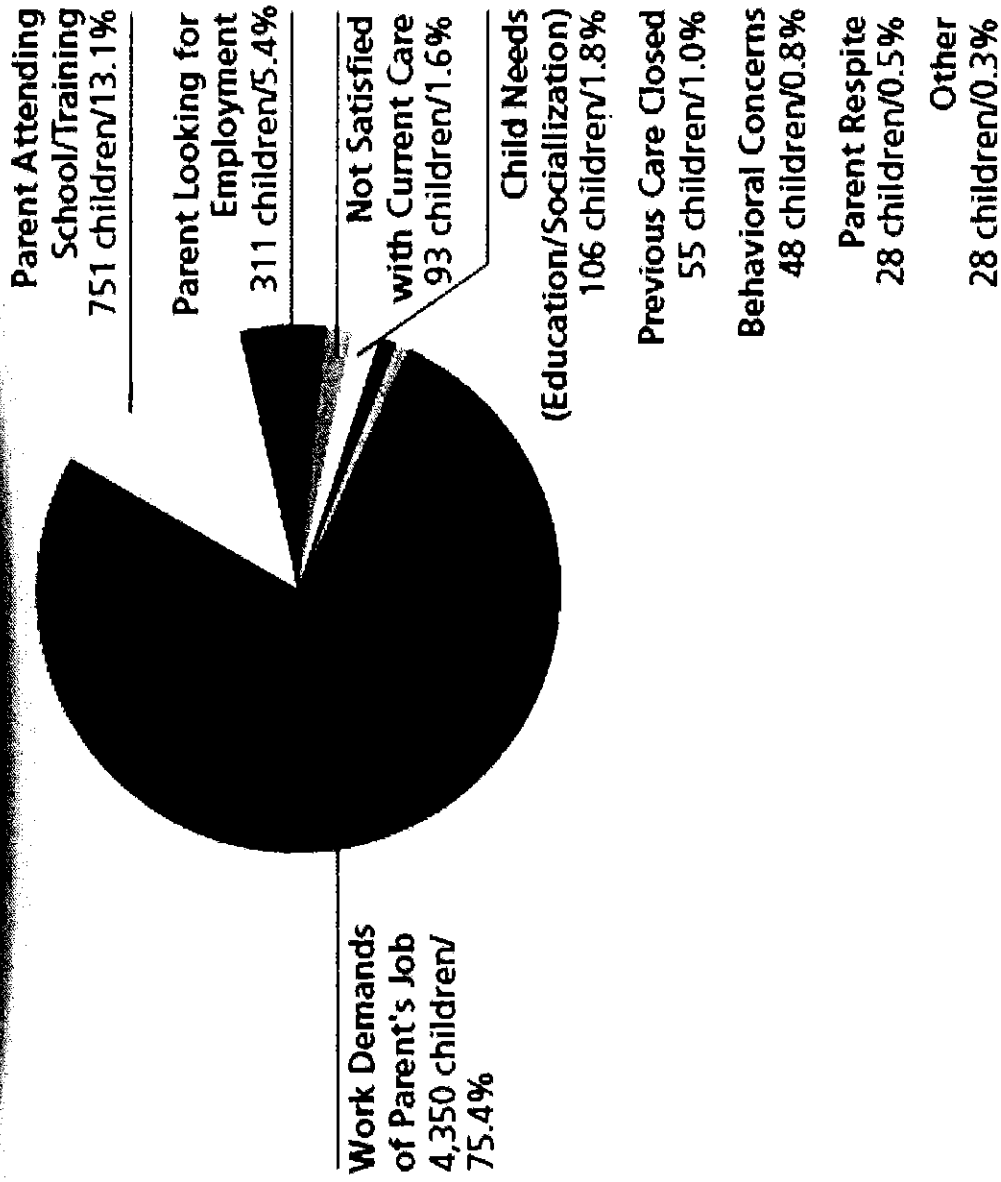
Table B




Jurisdiction	Family Providers	Capacity	8-12 Hour Centers	Capacity
Allegany	55	429	15	1127
Anne Arundel	494	3760	120	8860
Baltimore City	553	4238	210	8706
Baltimore County	831	6266	221	13505
Calvert	103	789	33	1710
Caroline	76	578	3	214
Carroll	140	1040	48	3397
Cecil	92	725	17	921
Charles	210	1555	40	2802
Dorchester	50	384	10	235
Frederick	335	2557	57	4655
Garrett	19	139	11	425
Harford	288	2235	43	3602
Howard	335	2534	93	7869
Kent	16	130	2	120
Montgomery	877	6708	285	22482
Prince Georges	821	6409	251	14857
Queen Anne's	80	558	9	600
St. Mary's	186	1388	24	1254
Somerset	25	189	8	298
Talbot	40	308	8	612
Washington	180	1395	23	2189
Wicomico	100	757	26	1886
Worcester	32	246	12	625
Totals	5,938	45,317	1,569	102,951

MARYLAND FAMILY NETWORK

Reason Child Care is Needed



Type of Care Preferred



Family Child Care
878 children/
15.3%

Group Care
1,037 children/
17.9%

Family or Group Care
3,844 children/66.6%

In-home Care
10 children/0.2%

MARYLAND FAMILY NETWORK

Parents Who Did Not Find Child Care

Reason	Count
Cost	117
Other	38
Location	22
No vacancies for infant	16
Combination of ages	14
No vacancies for school age	14
Quality of care	13
Operating hours/part time	12
Special needs	12
No accreditation	5
No vacancies for Head Start/EHS	5
Transportation/Escort	4
No vacancies for preschool	2

MARYLAND FAMILY NETWORK

Reason	Count
Only program/provider with vacancy	591
Nearby transportation	570
Escort	552
Educational program	460
Hours of operation/part time	430
Environment	413
Proximity to home, school, work	389
Caregiver	378
Cost	348

Parents
Who
Found
Child Care

Maryland Family Network

Lacey Tsonis

Assistant Deputy Director Resource & Referral Services

ltsonis@marylandfamilynetwork.org

Clinton Macsherry

Director of Public Policy

cmacsherry@marylandfamilynetwork.org



TAX & BUDGET

STATE CHILD AND DEPENDENT CARE TAX PROVISIONS, TAX YEAR 2017

Child and dependent care expenses can take a huge bite out of families' budgets. But direct child care assistance is not available to every family that needs help paying for child and dependent care.

The federal **Child and Dependent Care Tax Credit** and similar state tax provisions can help eligible families offset their child and dependent care expenses. These tax provisions can lower the income taxes that families pay and, in some cases, give cash refunds to families whose incomes are too low to owe taxes.

Twenty-six states (including the District of Columbia) have child and dependent care tax provisions, most of which are based in some way on the federal credit. Twelve of those states offer refundable credits (listed in bold).

State Tax Provisions ¹	Maximum Value
Arkansas Child Care Tax Credit	\$420
Arkansas Early Childhood Program Tax Credit²	\$420
California Tax Credit for Child and Dependent Care Expenses	\$1,050
Colorado Child Care Tax Credit³	\$1,050
Delaware Child Care Tax Credit ⁴	\$1,050
The District of Columbia Tax Credit for Child and Dependent Care Expenses ⁵	\$672
Georgia Tax Credit for Child and Dependent Care Expenses	\$630
Hawaii Tax Credit for Child and Dependent Care Expenses⁶	\$1,200
Idaho Tax Deduction for Child and Dependent Care Expenses	\$444
Iowa Child and Dependent Care Tax Credit⁷	\$1,575
Kentucky Child and Dependent Care Tax Credit	\$420
Louisiana Child Care Tax Credit⁸	\$1,050
Louisiana Child Care Expense Tax Credit⁷	\$2,100
Louisiana Tax Credit for Certain Disabled Dependents ⁹	\$2,100
Maine Child Care Tax Credit⁸	\$1,050
Maryland Tax Credit for Child and Dependent Care Expenses ⁹	\$683



State Tax Provisions ¹	Maximum Value
Maryland Tax Deduction for Child and Dependent Care Expenses	\$345
Minnesota Child and Dependent Care Tax Credit	\$2,100
Nebraska Tax Credit for Child and Dependent Care Expenses	\$2,100
New York State Child and Dependent Care Tax Credit	\$2,310
Oklahoma Child Care Tax Credit ²	\$420
Rhode Island Tax Credit for Child and Dependent Care Expenses	\$525
Vermont Tax Credit for Child and Dependent Care Expenses ⁴	\$504
Virginia Tax Deduction for Child and Dependent Care Expenses	\$345

For more information about state child and dependent care tax provisions, see NWLC's report, [Making Care Less Taxing](#). If you are interested in introducing or improving a child and dependent care tax provision in your state, or in more information about the [federal Child and Dependent Care Tax Credit](#) on which many state credits are based, contact Sarah Hassmer at shassmer@nwlc.org.

- 1 Refundable or partially refundable credits are listed in bold.
- 2 In order for a tax filer to claim the refundable portion of this credit, the care expenses must be incurred for children age 5 and under in an approved early childhood program.
- 3 Only child care expenses may be claimed for this credit. Colorado also has a child care expense credit, the Low-Income Child Care Expenses Credit, for eligible tax filers with income under \$25,000 who do not receive any benefit from the Colorado Child Care Tax Credit. However, this credit is not available for tax year 2017. It is reauthorized for tax years 2018 through 2020.
- 4 Child and dependent care expenses may be claimed for this tax credit.
- 5 Eligible tax filers may claim the higher of the child and dependent care tax provision or the state's Early Childhood Development Tax Credit, which is worth up to \$250 per eligible child, but not both.
- 6 Eligible filers can claim all three of the Louisiana credits.
- 7 Only care expenses for children aged 5 and under enrolled in child care programs rated two stars or higher on Louisiana's Quality Start rating system may be claimed for this credit.
- 8 In order for a tax filer to claim the maximum value of this credit, the expenses must be incurred at nationally accredited child care sites approved by the Maine Department of Health and Human Services.
- 9 Eligible tax filers may claim both of this state's child and dependent care tax provisions.
- 10 Only care expenses for children under age 15 may be claimed for this credit.
- 11 Only care expenses for children under age 15 may be claimed for this credit.
- 12 Eligible tax filers may claim the higher of the child and dependent care tax provision or a credit worth 5% of the federal child tax credit, but not both.
- 13 Only care expenses for children under age 13 or disabled spouses or dependents of any age may be claimed for this credit.
- 14 Eligible tax filers may claim either the Vermont Tax Credit for Child and Dependent Care Expenses or the Vermont Low-Income Child and Dependent Care Tax Credit, but not both.
- 15 Only expenses incurred in child care facilities that are either nationally accredited or rated three or more stars on Vermont's STARS quality rating system may be claimed for this credit.



Tax Credits for Child Care

Amy Matsui, Director of Income Security & Senior Counsel

amatsui@nwlrc.org

October 17, 2018



Child Care Tax Benefits

- **For families:**
 - *Federal Child and Dependent Care Tax Credit*
 - 26 states have child care tax provisions
 - 22 states have *credits* (12 refundable)
 - Five states have *deductions*
 - *Federal Dependent Care Assistance Plans*
- **For employers**
- **For child care providers or teachers/staff**

How do child care tax credits for families work?

- Families claim a tax benefit based on care expenses when they file their tax returns
- Expenses generally must be
 - For children < 13 or disabled dependents
 - Work-related
 - Under a certain limit (\$3,000/\$6,000)
- Percentage based on income is applied to expenses
- Credit amount is applied against tax liability
- If *nonrefundable*, taxes reduced (not below zero); if *refundable*, any excess can be received as a refund

How do child care tax credits help families?

- Child and dependent care tax provisions *reduce the amount of tax or provide tax refunds.*
- *Example:* John and Cristina live in Silver Spring. They have 2 kids and will pay \$6,000 in child care expenses in 2018. They will earn \$24,000 in 2018.
 - *Theoretically* eligible for a maximum federal credit of \$1,800 (nonrefundable) and a MD child care credit of \$585 (nonrefundable).
 - *In actuality*, if they claimed the standard deduction on their federal return, they would receive a maximum federal credit of \$1,100 and a maximum MD credit of \$357.50.

Bold = refundable

State credits (2017)

State Tax Provisions	Max. Value	State Tax Provisions	Max. Value
Arkansas Child Care Tax Credit	\$420	Maryland Tax Deduction for Child and Dependent Care Expenses	\$345
Arkansas Early Childhood Program Tax Credit	\$420	Massachusetts Tax Deduction for Child and Dependent Care Expenses	\$562
California Tax Credit for Child and Dependent Care Expenses	\$1,050	Minnesota Child and Dependent Care Tax Credit	\$1,440
Colorado Child Care Expense Tax Credit	\$1,050	Montana Child and Dependent Care Expense Tax Deduction	\$180 for 2, \$192 for 3+
Delaware Child Care Tax Credit	\$1,050	Nebraska Tax Credit for Child and Dependent Care Expenses	\$2,100
D.C. Tax Credit for Child and Dependent Care Expenses	\$672	New Mexico Child Day Care Tax Credit	\$960 for 2, \$1,200 for 3+
Georgia Tax Credit for Child and Dependent Care Expenses	\$630	New York State Child and Dependent Care Tax Credit	\$2,310
Hawaii Tax Credit for Child and Dependent Care Expenses	\$1,200	Ohio Tax Credit for Child and Dependent Care Services	\$2,100
Idaho Tax Deduction for Child and Dependent Care Expenses	\$444	Oklahoma Child Care Tax Credit	\$420
Iowa Child and Dependent Care Tax Credit	\$1,575	Oregon Working Families Child and Dependent Credit	\$18,000
Kentucky Child and Dependent Care Tax Credit	\$420	Rhode Island Tax Credit for Child and Dependent Care Expenses	\$525
Louisiana Child Care Tax Credit	1,050	South Carolina Tax Credit for Child and Dependent Care Expenses	\$420
Louisiana Child Care Expense Tax Credit	\$2,100	Vermont Tax Credit for Child and Dependent Care Expenses	\$504
Maine Child Care Tax Credit	\$1,050	Vermont Low-Income Child and Dependent Care Tax Credit	\$1,050
Maryland Tax Credit for Child and Dependent Care Expenses	\$683	Virginia Tax Deduction for Child and Dependent Care Expenses	\$345

Examples

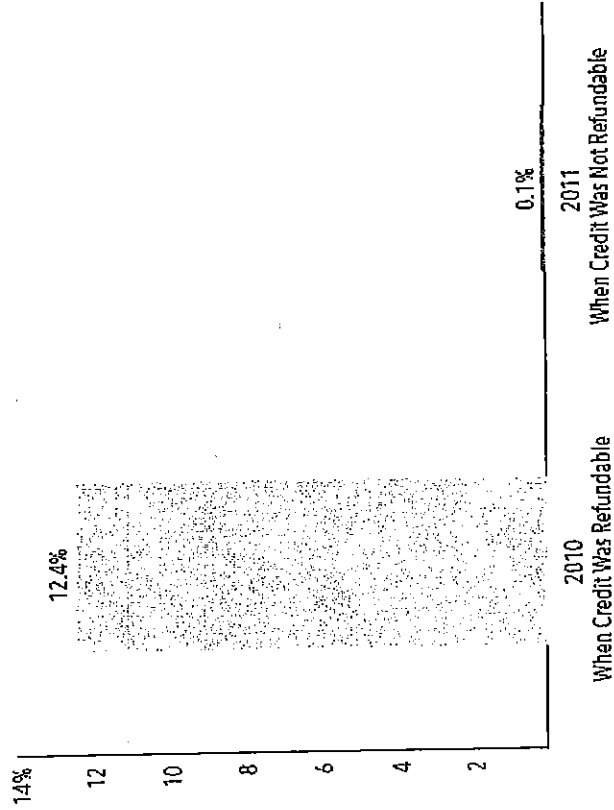
- **New York** (refundable credit): max \$2310
 - Sliding scale starts at 110% / \$25,000 or less
 - Based on federal credit before it is reduced by federal tax liability
- **Iowa** (refundable credit): max \$1575
 - Sliding scale starts at 75% / \$10,000 or less
 - Based on federal credit before it is reduced by tax liability
- **D.C.** (nonrefundable credit): max \$672
 - 32% of federal credit (before it is reduced by tax liability)
- **Delaware** (nonrefundable credit): max \$1050
 - 50% of federal credit

Best practices: child care tax policies

- Paired with robust direct child care assistance
- Refundable
- Percentages are higher for lower-income families
- If based on the federal credit, **workaround for nonrefundability**

Refundability makes a difference

Few Low-Income Families Received the Child Care Expenses Credit After California Made It Nonrefundable
Percentage of Tax Filers With Adjusted Gross Incomes Under \$20,000 Who Received the Credit



Source: California Budget & Policy Center analysis of Franchise Tax Board data



California Budget & Policy Center
Information. Analysis. Ideas. Integrity.

A few other state variations

- Base credit on expenses
- Take child care quality into account
- Credits for child care workforce




For More Information

- *State Child and Dependent Tax Provisions (2017)*, <https://nwlc-ciw49tixgw5lbab.stackpathdns.com/wp-content/uploads/2018/06/State-Child-Care-and-Dependent-Care-TY-2017-Final.pdf>
- *Improving the CDCTC Would Help Working Families with the High Cost of Child Care*, <https://nwlc-ciw49tixgw5lbab.stackpathdns.com/wp-content/uploads/2018/09/Improving-the-CDCTC.pdf>.
- *Employer Tax Credits Are Ineffective at All Levels*, <https://nwlc-ciw49tixgw5lbab.stackpathdns.com/wp-content/uploads/2018/03/Employer-Child-Care-Tax-Credit.pdf>
- *Extra Credit: How Louisiana Is Improving Child Care*, https://nwlc-ciw49tixgw5lbab.stackpathdns.com/wp-content/uploads/2015/08/final_nwlc_louisianataxcreditsreport.pdf

THE YEAR OF CHANGE


Steven Hicks
Assistant State Superintendent
Division of Early Childhood Development


Joint Committee on
Children, Youth, and Families
October 17, 2018



Maryland CCS Program

 September 30, 2016, CCDF Reauthorization

 SFY2019 General Fund - \$43,547,835

 SFY2019 CCDBG - \$47,119,830
(\$90, 667, 665)

 Maryland has received an additional \$28.7 million for FY18 to fully implement the CCDBG Act as reauthorized in 2014

Maryland CCS Program

The Maryland State Board of Education, upon the recommendation of State Superintendent Dr. Karen Salmon, expanded child care subsidy income eligibility from 32% of State Median Income (SMI) to 65% SMI.





MARYLAND STATE DEPARTMENT OF

EDUCATION

EQUITY AND EXCELLENCE

CCS INCOME ELIGIBILITY SCALE

FAMILY SIZE	OLD INCOME SCALE	NEW INCOME SCALE
2	\$24,277	\$48,637
3	\$29,990	\$60,081
4	\$35,702	\$71,525
5	\$41,414	\$82,969
6	\$47,127	\$94,413
7	\$48,198	\$96,558
8	\$49,269	\$98,704
9	\$50,340	\$100,850
10	\$51,411	\$102,996



**No Wait List
as of May 5, 2018!**

Payment Rate for 3 Units of Care, Income Level 0, 1st Child in Care

Regions	Family Child Care		Child Care Center	
	Age 2 & Over	Under Age 2	Age 2 & Over	Under Age 2
Region U	\$110.00	\$135.00	\$119.00	\$190.00
Region V	\$92.00	\$110.00	\$104.00	\$162.00
Region W	\$137.00	\$177.00	\$145.00	\$220.00
Region X	\$168.00	\$215.00	\$203.00	\$305.00
Region Y	\$134.00	\$164.00	\$148.00	\$235.00
Region Z	\$94.00	\$107.00	\$99.00	\$125.00
Region BC	\$117.00	\$156.00	\$123.00	\$207.00

Note: This slide represents the maximum Weekly Reimbursement received per payment. **Only 39% of parents receive subsidy reimbursement at this level**

STATE/FEDERAL PROGRAMS INCOME ELIGIBILITY GUIDELINES

FAMILY OF 4

SIZE	HEAD START	Child Care Subsidy Program (Old income Scale)	FSP, formerly food stamps	WIC	MD Children's Health Program (Children up to 211% FPG)	MD Children's Health Program Premium (Children above 250% - 300% FPG)	MD Children's Health Program (Pregnant Women)	MD Children's Health Program Premium (Children above 211% - 250% FPG)	Child Care Subsidy Program (New Scale)
4	\$25,100	\$35,702	\$32,630	\$46,435	\$52,961	\$66,912	\$66,264	\$66,264	\$71,525

Key Point: The Maryland Child Care Subsidy Program provides financial assistance at a point where increased income results in parents becoming more economically vulnerable, as a result of losing benefits that address basic living needs.

Maryland CCS Program

FY19

EXPENDITURES

JULY 2018


\$6,889,859

AUGUST 2018

\$7,581,642

SEPTEMBER 2018

\$6,542,527



Response to Program Changes

Month	Applications Received		Calls Received	
	2017	2018	2017	2018
July	872	1,206	8,567	10,095
August	1,239	2,228	10,852	14,592
September	1,182	2,097	10,967	15,618
TOTAL	3,392	5,531	30,386	40,305