



Maryland Child Care Resource Network

Child Care Demographics 2018

Anne Arundel County Report

Anne Arundel County is located in the heart of the nation's fourth largest market, the Baltimore-Washington D.C. corridor. It is home to the state capital, Annapolis, and the U.S. Naval Academy, both major destinations for visitors. With over 500 miles of shoreline along the Chesapeake Bay and its tributaries, the county successfully combines natural beauty and rural charm with metropolitan sophistication.

The county's economy is supported by a diverse set of economic drivers such as BWI Marshall Airport, the defense industry, world class private sector employers, and telecommunications, retail, and distribution operations. Its rapidly expanding defense industry is fueled by the presence of multiple federal agencies located at Fort George G. Meade. Ft. Meade is the center for cyber operations in the nation with the presence of U.S. Cyber Command, NSA and DISA.

Anne Arundel County's 14,900 businesses employ an estimated 221,000 workers; over 350 of these businesses have 100 or more workers. Key private sector employers include Booz Allen Hamilton, CSC, Johns Hopkins HealthCare, Northrop Grumman, Rockwell Collins, Southwest Airlines and KeyW.

<http://commerce.maryland.gov/Documents/ResearchDocument/AnneArundelBef.pdf>
Source: Maryland Department of Commerce, Brief Economic Facts, 2017.

The Maryland Child Care Resource Network and Maryland Family Network, Inc. are co-publishers of this Anne Arundel County Report for the Network's Maryland Child Care Demographics Report series. The series includes reports for the State, for each of Maryland's 23 counties and the City of Baltimore.

This publication was produced as a work for hire for the benefit of, and with funds from, the Maryland State Department of Education.

Frequently Requested Child Care Information

Child Population 2010

Age Group	Number in age group
0-1	13,693
2-4	20,893
5-9	34,315
10-11	14,174
Total	83,075

Source: Maryland Department of Planning (MDP), 2010 Census Summary File 1.

Child Care Costs as Compared to Other Major Household Expenses

The estimated current median family income in Anne Arundel is \$106,159⁶. A family of four that included a couple and two children ages 1-2 and 3-5 years can be expected to have the following yearly household expenses:

Expense	Cost	% of Income
Child Care	\$ 21,561	20.3%
Infant ¹	\$ 11,364.60	
Preschooler ²	\$ 10,196.68	
Food ³	\$ 10,578	10.0%
Housing ⁴	\$ 23,164	23.7%
Taxes ⁵	\$ 27,601	26.0%
Total	\$82,903	78.1%

¹ Average cost of full-time care in a family child care home (LOCATE, 2017).
² Average cost of full-time care in a child care center (LOCATE, 2017).
³ National average cost of food at home based on a moderate cost plan (Cost of Food at Home Estimated for Food Plans at Four Cost Level, July 2017), U.S. Average, United States Department of Agriculture).
⁴ Based on U.S. Bureau of the Census 2010 median selected owner costs with a mortgage; included mortgage, taxes, insurance and utilities.
⁵ Federal, state, and local income taxes, Medicare, and FICA taxes per smartasset.com. Taxes do not reflect Earned Income Credit.
⁶ Current income as shown in the Geolytics Report dated October 2017. This data cannot be compared to previous data.

Average Weekly Cost of Full-time Child Care

Anne Arundel County	Family Child Care Programs	Child Care Centers
0-23 months	\$ 218.55	\$ 305.53
2-4 years	\$ 108.64	\$ 196.09
5 years ¹	\$ 169.19	\$ 189.64
School Age Full ²	\$ 155.97	\$ 174.14
School Age B/A ³	\$ 102.35	\$ 107.40

Source: MFN/LOCATE: Child Care, 6/17.
¹ Average cost of full time care for a 5 year old. Defined as child being in full time child care or being in kindergarten and out-of-school child care, i.e., holidays, school closures and summers.
² Average cost of full time care for a 6+ school age child (out-of-school child care, i.e., holidays, school closures and summers).
³ Average cost of before and after school child care.

Number of Anne Arundel Children under 12 with Mothers in the Work Force¹

75,352 – 80.2%² of total 2017 child population under 12 (93,955).

¹Source: MFN/LOCATE: Child Care. ²Percent based on 2010 census data. Total population number based on Geolytics, Inc. report, 2017.

Population Information

Child Population¹

	2000		2010	
	Anne Arundel	Maryland	Anne Arundel	Maryland
0-3 years	19,741	209,218	20,700	217,560
3-4 years	13,342	144,175	13,886	146,928
5 years	6,915	74,546	6,786	72,700
6-9 years	28,071	316,772	27,529	294,168
10-11 years	14,745	162,481	14,174	151,023
Total	82,814	907,192	83,075	882,379

Source: U.S. Bureau of the Census, 2000, 2010.

Female Population (selected ages)

Age Group	2000	2010
20-24	12,682	15,998
25-29	16,046	18,196
30-34	19,987	17,523
Total	48,715	51,717

Source: U.S. Bureau of the Census, 2000, 2010.

Work Force Information

Total Population Ages 16+ in Work Force

	Anne Arundel	Maryland
2010		
Female	145,738	1,570,193
Male	160,514	1,623,215
2000		
Female	125,267	1,351,034
Male	144,505	1,418,491
Change		
Female	16.3% (+)	16.2% (+)
Male	11.1% (+)	14.4% (+)

Source: U.S. Bureau of the Census, 2000, 2010 American Community Survey (ACS).

Females (16+) with Children

Age Group	2000	2010	Change
Total females (16+) with children under 6	15,816	42,491	N/A*
Total females (16+) with children under 6 in the work force	11,214	N/A*	N/A*
Total females (16+) with children 6-17	35,948	78,482	N/A*
Total females (16+) with children 6-17 in the work force	28,678	N/A*	N/A*

Source: U.S. Bureau of the Census, 2010 ACS.
* Comparable data not available for 2010 census.

Total Population

	Anne Arundel	Maryland
2010	537,656	5,773,552
2000	489,656	5,296,486
1995	459,705	5,046,079
1990	427,239	4,780,753
1980	370,775	4,216,975

Source: U.S. Bureau of the Census, 2010, 2000, 1990, 1980.

Male Population (selected ages)

Age Group	2000	2010
20-24	15,172	19,464
25-29	16,261	18,827
30-34	19,941	17,255
Total	51,374	55,546

Source: U.S. Bureau of the Census, 2000, 2010.

Households

	2000	2010
Total household population	473,666	523,523
Total # of households	178,670	199,378
Average household size	2.65	2.63

Source: U.S. Bureau of the Census, 2000, 2010.

Census Information

Families and Poverty

	2000	%	2010	%	%Change
All Families	129,193	100%	139,262	100%	7.8%(+)
Families Below Poverty Level	4,626	3.6%	5,710	4.1%	23.4%(+)
All Families w/Children Under 6**	14,920	100%	14,522	N/A*	N/A*
Families w/Children Under 5 Below Poverty Level	1,720	N/A*	N/A*	9.3%	N/A*
All Families w/Children Under 18	62,297	100%	61,568	100%	1.2%(-)
Families w/Children Under 18 Below Poverty Level	3,524	5.7%	3,879	6.3%	10.1%(+)

Source: U.S. Bureau of the Census, 2000, 2010. Prepared by MDP.
*Comparable data not available from 2010 Census.

Educational Attainment

	Anne Arundel	%Adult Pop. Over 25 Yrs	Maryland	%Adult Pop. Over 25 Yrs
High School Grad or Higher	325,578	89.2%	3,410,847	88.1%
Bachelor's Degree or Higher	129,591	35.5%	1,396,843	36.1%

Source: U.S. Bureau of the Census, 2010 ACS.

Children and Poverty

	2000	%	2010	%	%Change
Total Related Children Under 18	111,528	100%	110,570	100%	0.9%(-)
Total Children Under 18 Below Poverty Level	8,147	7.3%	8,846	8.0%	8.6%(+)
Total Children Under 5 Below Poverty Level	2,393	8.2%	N/A*	13.1%	N/A*
Total Children 5-17 Below Poverty Level	5,754	6.9%	N/A*	6.0%	N/A*

Source: U.S. Bureau of the Census, 2000, 2010. Prepared by MDP.
*Comparable data not available from 2010 Census.

Families

Anne Arundel

	Total	Total # of All Families With Related Children Under Age 6	Total # of All Families With Related Children Under Age 18
2000	129,193	14,920	62,297
2010	139,262	16,794	68,073
Change	7.8%(+)	12.6%(+)	9.3%(+)

Maryland

	Total	Total # of All Families With Related Children Under Age 6	Total # of All Families With Related Children Under Age 18
2000	1,359,318	150,011*	662,172
2010	1,447,002	170,870	728,045
Change	6.5%(+)	13.9%(+)	9.9%(+)

Source: U.S. Bureau of the Census, 2000, 2010. Prepared by MDP.

Income, Unemployment and Housing Information

Annual Wage Rate Information

Public School Teacher Salary Average (AA County)	\$63,707
Public School Teacher Salary Average (MD)	\$68,357
Nonpublic School Teacher Average (Maryland)	\$56,962
Family Child Care Provider (Maryland)	\$38,790
Child Care Center Director (Maryland)	\$40,766
Center Senior Staff/Teacher (Maryland)	\$25,203
Center Aide (Maryland)	\$17,265

Sources: MSDE, Sept 2017; Association of Independent Maryland Schools (AIMS), 2017-18 school year, and MFN's 2017 Statewide Survey of Family Child Care Providers and Child Care Centers.

Family Income

Median Family Income, 2010 Census

Anne Arundel	\$97,974
Maryland	\$83,137

Source: U.S. Bureau of the Census, 2010 ACS.

Median Household Income¹:

Anne Arundel	\$92,799
Maryland	\$76,612

Income Distribution	Percent Households	
	Anne Arundel	Maryland
under \$25,000	10.3%	15.3%
\$25,000 - \$49,999	14.6%	17.9%
\$50,000 - \$74,999	16.2%	17.1%
\$75,000+	58.9%	49.8%

Source: ¹MSDE, October 2016. LOCATE: Child Care, 2017. Data is not directly comparable to 2010 or earlier reports.
NOTE: Percentages may not total 100% because of rounding.

Unemployment Rate

	Anne Arundel	Maryland
2000	2.5%	3.4%
2001	3.3%	4.0%
2002	3.2%	3.9%
2003	3.4%	4.1%
2004	3.2%	3.9%
2005	3.2%	3.9%
2006	3.2%	3.7%
2007	3.1%	3.6%
2008	4.0%	4.5%
2009	6.5%	7.1%
2010	6.6%	7.3%
2011	6.6%	7.2%
2012	5.9%	6.5%
2013	5.7%	6.2%
2014	5.0%	5.6%
2015	4.5%	5.0%
2016	4.0%	4.5%
2017	3.6%	4.3%

Maryland Department of Labor, Licensing and Regulation (DLLR) 2017.

Housing Information

	Anne Arundel	Maryland
Owner-Occupied housing	146,744 (74.3%)	1,426,267 (67%)
Renter-Occupied housing	50,825 (25.7%)	701,172 (33%)

Note: Percentage is based on total occupied housing units.

	Anne Arundel	Maryland
Mean value of Owner-Occupied Housing	\$343,400	\$301,400
Median Selected Monthly Owner Costs With a Mortgage	\$2,097	\$2,016
Median Gross Residential Monthly Rent	\$1,371	\$1,131

Source: U.S. Bureau of the Census, 2010 ACS.

Supply of Regulated Early Childhood Programs and Education

Children's Programs by Type with Capacity/ Enrollment

	# of Programs	Capacity
Family Child Care Providers	494	3,760
*OCC Licensed Group Programs	233	15,003
8-12 Hour Child Care Centers	120	8,860
Infant/Toddler	52	1,112
Part-Day	40	N/A
Before/after School (School & Center-Based)	154	N/A
Employer-Sponsored Centers	2	353
Youth Camps	64	N/A
Nursery Schools	57	N/A
Private Kindergarten	24	N/A
**Head Start	12	enrollment: 410
***Public Pre-Kindergarten Sites	41	

*Note: Numbers do not total because facilities may have more than one type of program. Unless otherwise indicated, all programs are privately funded.

** Federally funded programs which include Head Start, Early Head Start and Home-based Head Start.

***State funded.

Source: MFN/LOCATE Child Care, 7/17; Maryland State Department of Education; Department of Health and Mental Hygiene.

Education

Public and Private Schools (Elementary and Middle)

	Public	Private*
Elementary Schools	80	4
Middle Schools	19	1
Combined	0	25

Elementary School Enrollment

	Public	Private*
Pre-Kindergarten	2,271	3,294
Kindergarten	6,274	604
Grades 1 - 6	38,059	3,637
Total	46,804	7,540

Source: MSDE, 2016-17 school year. Enrollment figures are for September 30, 2016. Private schools include MSDE approved schools and those operated by a tax-exempt religious organization which hold a letter of exemption from approval in accordance with State law.

*Self reported data from Maryland Nonpublic Schools as reported to MSDE.

Density of Family Providers and Center Programs by Community/Zip Code

The following chart shows the number of registered family child care providers and licensed full-day child care centers in Anne Arundel as of July 1, 2017.

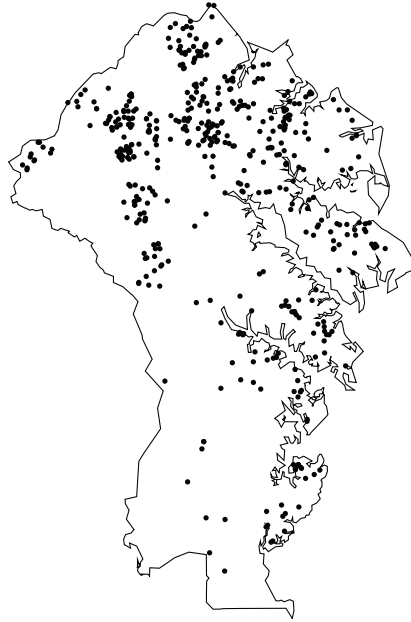
Community/ Zip Code	Family Providers	%	8-12 Hour Centers	%
Annapolis 21401	15	3.0	13	10.8
Annapolis 21403	13	2.6	0	0.0
Annapolis 21409	20	4.0	5	4.2
Annapolis Junct 20701	0	0.0	1	0.8
Arnold 21012	15	3.0	5	4.2
Baltimore 21225	5	1.0	7	5.8
Baltimore 21226	2	0.4	2	1.7
Brooklyn 21225	1	0.2	0	0.0
Brooklyn Park 21225	3	0.6	0	0.0
Churchton 20733	4	0.8	0	0.0
Crofton 21114	18	3.6	3	2.5
Crownsville 21032	3	0.6	4	3.3
Davidsonville 21035	6	1.2	3	2.5
Deale 20751	6	1.2	1	0.8
Dunkirk 20754	2	0.4	0	0.0
Edgewater 21037	19	3.8	4	3.3
Fort Meade 20755	0	0.0	1	0.8
Gambrills 21054	13	2.6	12	10.0
Glen Burnie 21060	29	5.9	3	2.5
Glen Burnie 21061	61	12.3	7	5.8
Hanover 21076	17	3.4	5	4.2
Harmans 21077	1	0.2	0	0.0
Harwood 20776	3	0.6	1	0.8
Jessup 20794	6	1.2	1	0.8
Laurel 20724	14	2.8	1	0.8
Linthicum 21090	3	0.6	1	0.8
Linthicum Heights 21090	4	0.8	1	0.8
Lothian 20711	3	0.6	2	1.7
Millersville 21108	22	4.5	3	2.5
Odenton 21113	33	6.7	11	9.2
Pasadena 21122	60	12.1	12	10.0
Riva 21140	6	1.2	0	0.0
Severn 21144	56	11.3	4	3.3
Severna Park 21146	20	4.0	7	5.8
Shadyside 20764	11	2.2	0	0.0
Totals	494	100.0	120	100.0

Source: MFN/LOCATE: Child Care, 6/17. NOTE: Percentages may not total 100% because of rounding.

Supply of Regulated Child Care

Density of Regulated Family Child Care Homes in Anne Arundel County

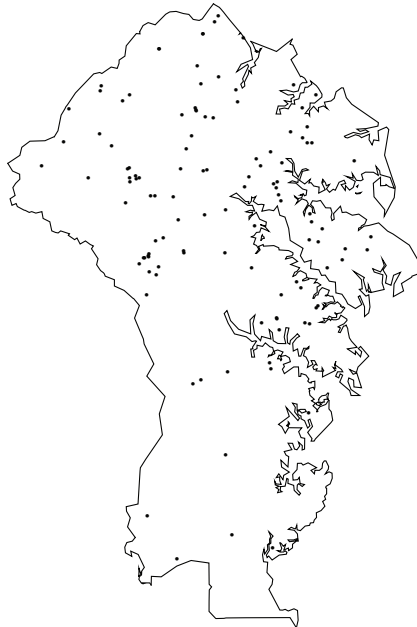
1 dot = 1 home



Source: MFN/LOCATE: Child Care, 6/17.

Density of Licensed 8-12 Hour Child Care Centers in Anne Arundel County

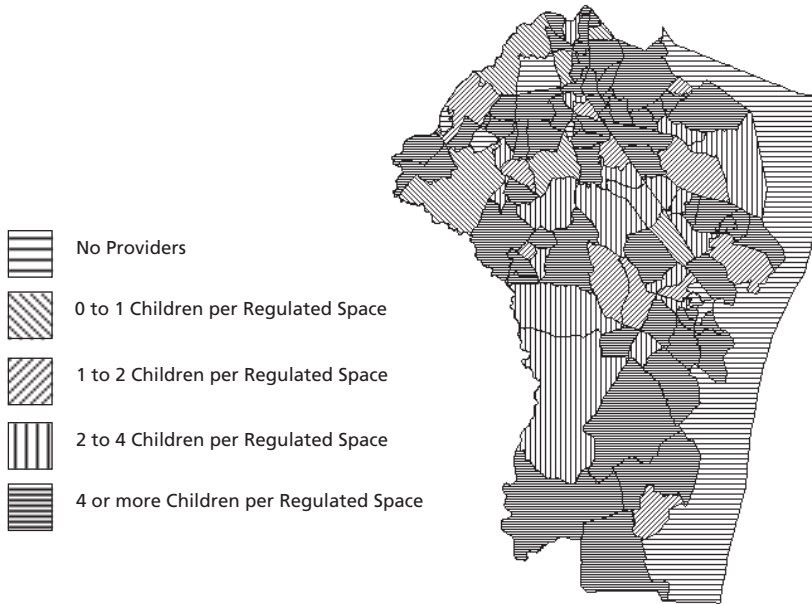
1 dot = 1 center



Source: MFN/LOCATE: Child Care, 6/17.

Supply of Regulated Child Care

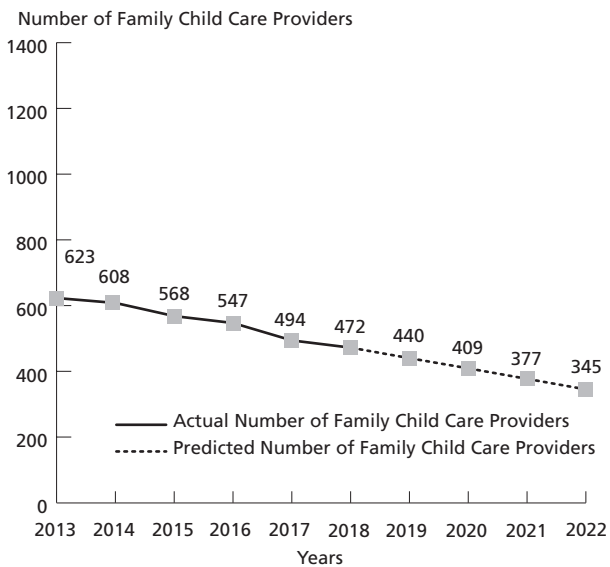
Number of Children 0-5 Years Per Regulated Child Care Space by Census Tract



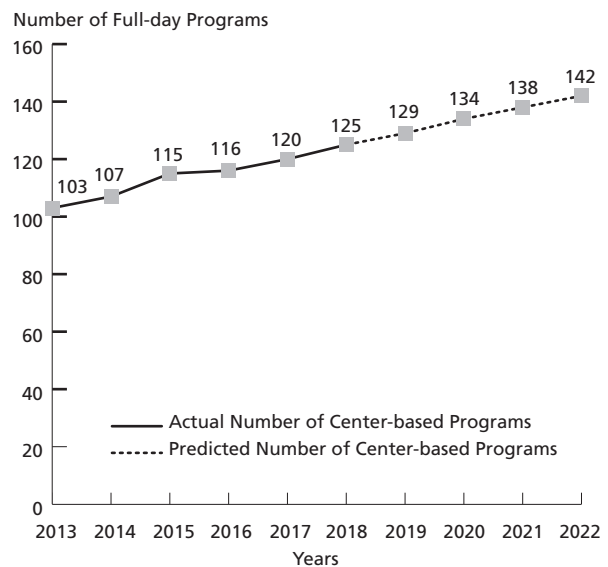
This map is based on census tracts defined by the U.S. Bureau of the Census. It does not accurately delineate land/water boundaries in some census tracts. Sources: U.S. Bureau of the Census, 2010. MFN/LOCATE: Child Care, 6/17.

Past and Anticipated Growth Patterns for Family/Center Providers

Family Child Care Providers in Anne Arundel 2013-2022



Center-based Programs in Anne Arundel 2013-2022 Full-day (8 to 12 hours)

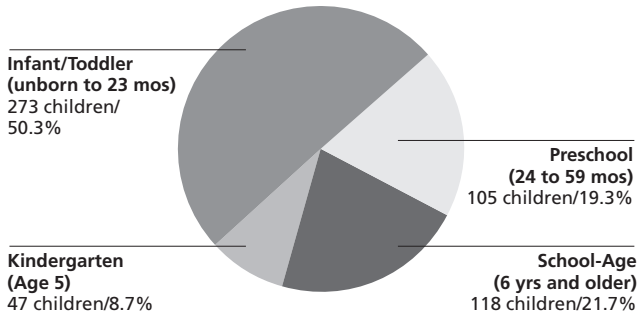


These predictions were generated with the use of the Multiple Regression Analysis and Forecasting template. The predictions generated by the Model do not reflect the effects of current changes to social programs affecting child care. Source: MFN/LOCATE: Child Care, 6/17.

Demand for Child Care

Children Served by Age

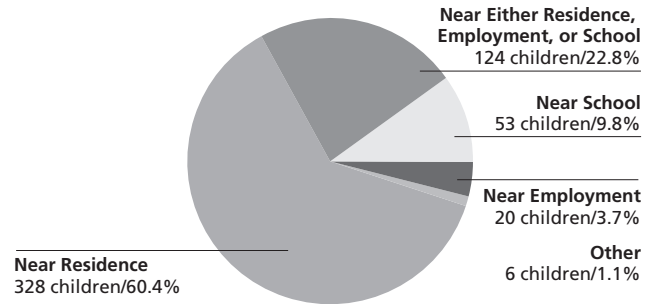
N=543



Source: LOCATE: Child Care at Maryland Family Network, Baltimore (7/1/16-6/30/17).
NOTE: Percentages may not total 100% because of rounding.

Children Served by Locational Preferences for Care

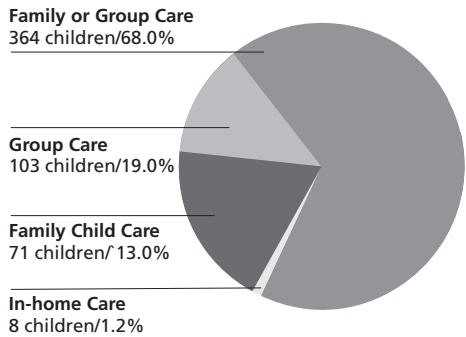
N=543



Source: LOCATE: Child Care at Maryland Family Network, Baltimore (7/1/16-6/30/17).
NOTE: Percentages may not total 100% because of rounding.

Children Served by Type of Care Preferred

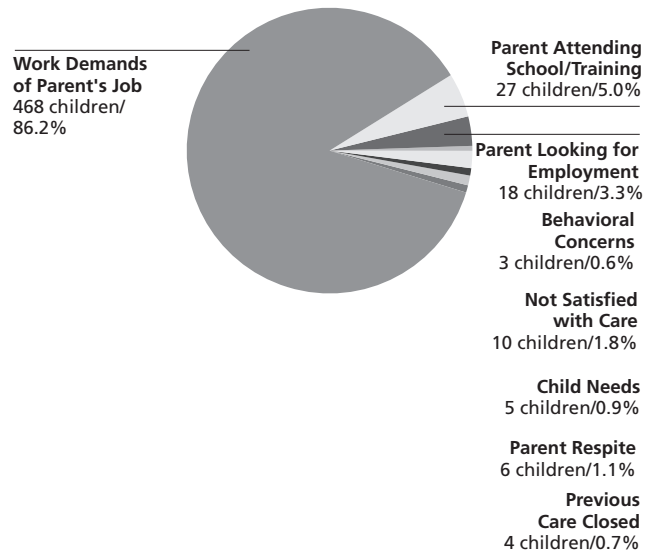
N=543



Source: LOCATE: Child Care at Maryland Family Network, Baltimore (7/1/16-6/30/17).
NOTE: Percentages may not total 100% because of rounding.

Reason Child Care is Needed

N=543



Source: LOCATE: Child Care at Maryland Family Network, Baltimore (7/1/16-6/30/17).
NOTE: Percentages may not total 100% because of rounding.

Demand for Child Care

Number of Children Served by LOCATE: Child Care
543 children (7/1/16-6/30/17)

Full-time or Part-time Care Needs of Children Served N=543

Full-time: 361 children (66.5%)
Part-time: 166 children (30.6%)
Other*: 16 children (2.9%)

* Includes requests for sick, backup and temporary care.
Source: LOCATE: Child Care at Maryland Family Network, Baltimore (7/1/16-6/30/17).
NOTE: Percentages may not total 100% because of rounding.

Child Care Subsidy Program (formerly POC)

LOCATE calls received from parents with children eligible for Child Care Subsidy
87 (16.0% of all calls)

LOCATE calls received from parents with children receiving Child Care Subsidy
119 (21.9% of all calls)

Source: LOCATE: Child Care at Maryland Family Network, Baltimore (7/1/16-6/30/17).

Major Reasons Parents Could Not Find Child Care in Anne Arundel County

Reason	Count
Cost	19
Combination of ages	5
Other	5
Location	4
No vacancies for infant	3
Schedule	3
Quality of care	2
No vacancies for preschool	1
Special needs	1

Source: LOCATE: Child Care at Maryland Family Network, Baltimore (7/1/16-6/30/17).

Major Factors Important to Parents Who Found Child Care in Anne Arundel County

Factor	Count
Only provider/program with vacancy	74
Educational program	73
Nearby transportation	72
Escort	66
Proximity to home, work, school	63
Caregiver	57
Hours of operation/part time	53
Environment	49
Cost	43

Source: LOCATE: Child Care at Maryland Family Network, Baltimore (7/1/16-6/30/17).

Supply of Child Care

Child Care Subsidy Program

Family Child Care Providers willing to care for CCS children in Anne Arundel County
57 (11.5% of total family child care providers)

Child Care Centers willing to care for CCS children in Anne Arundel County
38 (32.0% of total child care centers)

LOCATE: Child Care at Maryland Family Network Baltimore, June 2017.

Anne Arundel County FY18 Projected Allocation
\$2,912,637 = 383 full-time children

Source: Maryland State Department of Education, Office of Child Care.

Special Needs Child Care

Family providers who serve/have served children with special needs
303 (61.3% of total family child care providers in Anne Arundel)

Centers who serve/have served children with special needs
84 (70.0% of total child care centers in Anne Arundel)

Source: LOCATE: Child Care at Maryland Family Network, Baltimore (7/1/16-6/30/17).

Definitions

Before/After-School Care: School-Age child care offers care to children enrolled in Kindergarten or above. Care is provided before and/or after school and during school holidays/vacations. Programs are licensed by the Office of Child Care. Programs may operate from a school building or other licensed facility.

Census of Population and Housing: There are two versions of the Census questionnaire: a short form which asks a limited number of population and housing questions of all households, and a long form questionnaire which asks additional social and economic questions of a sample of all households. The user should note that data obtained from a sample are subject to sampling variability, and that there are limitations to many of these data.

Child Care: The care or supervision of a child when the child's parent has given the child's care over to another for some portion of a 24-hour-day as a supplement to the parent's primary care of the child. (OCC)

Child Care Center: Child care provided in a facility that, for part or all of the day, provides care to children in the absence of the parent. Centers are licensed by the Office of Child Care.

Child Care Subsidy Program (formerly POC): Provides financial assistance to eligible families in securing care for their children in registered family child care homes or licensed child care centers while parents/guardians are attending school, working, or in job training.

Children with Special Needs: Children who, because of a disability or other special educational, developmental, physical, emotional, behavioral, or medical condition, require additional care, or whose activities are restricted by a certain condition. (OCC)

Current Median Family Income: Current median family income is the value shown in a Geolytics report dated Dec 2017.

Current Population Estimates: Current population estimates are based on GeoLytics, Inc. Reports.

Educational Attainment: The highest level of school completed or the highest degree received. Educational attainment figures were used for persons over 25 years of age. (U.S. Bureau of the Census)

Employer-Sponsored Centers: A child care center located on-site or off-site which is sponsored by a corporation, business, or other employer. Employees are given priority for enrollment slots.

Family Child Care: The care given to a child younger than 13 years old or to a developmentally disabled person younger than 21 years old, in place of parental care for less than 24 hours a day, in a residence other than the child's residence and for which the provider is paid. Regulations allow a family child care provider to care for as many as eight children at any time. (OCC)

Family Household Income: Family includes a householder and one or more persons living in the same household who are related to the householder by birth, marriage, or adoption. A household can contain only one family for purposes of census tabulations. (U.S. Bureau of the Census)

Head Start: Project Head Start provides comprehensive developmental services for children from low-income families. Head Start is comprised of four components including Education, Health, Parent Involvement, and Social Services. Head Start Centers serve children from age 3 to school entry age from income eligible families.

Infant/Toddler: In the State of Maryland, "infant" means a child under 18 months old. "Toddler" means a child 18 months old or older but younger than 2 years old. (OCC) MFN reports "infant" as a child birth through 23 months of age.

Kindergarten: An instructional program for children who are 5 years old by September 1st of each academic year. Programs may be operated by a private or public school. Kindergarten is the year of school which precedes entrance to first grade.

Nursery Schools: An instructional program approved or exempted by the Maryland State Department of Education for children who are two through four years old. The maximum length of the program is 6 hours per day, however most operate only a few hours per day and may meet only two or three times per week for a nine month period.

Owner Costs with Mortgage (Selected Monthly): The sum of payments for mortgages, deeds of trust, contracts to purchase, or similar debts on the property; real estate taxes; fire hazard, and flood insurance on the property; utilities; and fuels. It also includes, where appropriate, the monthly condominium fees or mobile home costs. A housing unit is owner-occupied if the owner or co-owner lives in the unit even if it is mortgaged or not fully paid for. (U.S. Bureau of the Census)

Definitions

Part Day: A program regulated by OCC with an educational focus for children one or two years before entering kindergarten. These programs are usually 2-3 hrs/day, 2-3 days/week, nine months/year.

Pre-Kindergarten: These are publicly funded pre-kindergarten programs for eligible 4-year-old children administered by local boards of education or qualified vendors. The programs have the overall goal of providing learning experiences to help children develop and maintain school readiness skills necessary for successful school performance. Local school systems shall enroll all 4-year-old applicants from economically disadvantaged or homeless families.

Poverty Level: The poverty guideline for a family of four persons was \$24,600 in 2017. (U.S. Department of Health and Human Services, JAN 2017)

Renter Occupied Gross Monthly Rent: Monthly contract rent plus the estimated average monthly cost of utilities and fuels, if these are paid by the renter. All occupied housing units which are not owner-occupied, whether they are rented for cash rent or occupied without payment of cash rent, are classified as renter-occupied. (U.S. Bureau of the Census)

Unemployment Rate: Civilians 16 years old and over are classified unemployed if they (1) were neither "at work" nor "with a job but not at work" during the reference week, and (2) were looking for work during the last four weeks, and (3) were available to accept a job. Also included were civilians who did not work at all during the reference week and were waiting to be called back to a job from which they had been laid off. (U.S. Bureau of the Census)

Youth Camps (Licensed): A day camp, residential camp, travel camp, or trip camp licensed by the Department of Health and Mental Hygiene.

The Maryland Child Care Resource Network is a public/private partnership designed to expand and improve child care delivery in Maryland. Maryland Family Network manages the Network and operates as its Statewide Coordinating Entity. Funding for this publication was made available by Maryland Family Network, the Maryland State Department of Education, and Maryland's business community.

For more information regarding the Child Care Demographic Reports, contact:

Maryland Family Network
1001 Eastern Avenue, 2nd Floor
Baltimore, Maryland 21202
tel 410.659.7701 *fax* 410.783.0814
www.marylandfamilynetwork.org

For information regarding technical assistance and training for the child care community, contact:

Arundel Child Care Connections
P.O. Box 2700
44 Calvert Street, 4th Floor
Annapolis, Maryland 21404
tel 410.222.1712

This publication was produced as a work for hire for the benefit of, and with funds from, the Maryland State Department of Education.

©2018 Maryland State Department of Education

©2018 Maryland Family Network



MARYLAND
FAMILY
NETWORK

