



Maryland Child Care Resource Network

Child Care Demographics

2018

Prince George's County Report

Prince George's County wraps around the eastern boundary of Washington, D.C. and offers urban, suburban and rural settings for employers and residents. The region's national and international airports and the Port of Baltimore are less than an hour away.

The county has one of the largest technology and aerospace sectors in the state. It also has significant federal facilities, such as Joint Base Andrews Naval Air Facility Washington, NASA Goddard Space Flight Center, FDA, NOAA, and the USDA Beltsville Agricultural Research Center. Prince George's County has 15,600 businesses in the county employ 223,000 workers, and over 400 businesses have 100 or more employees. Major private employers include CSC, SGT, Comcast, Greenhorne & O'Mara, Inovalon, and Verizon.

<http://commerce.maryland.gov/Documents/ResearchDocument/PrGeorgesBef.pdf>
Source: Maryland Department of Commerce, Brief Economic Facts, 2017.

The Maryland Child Care Resource Network and Maryland Family Network, Inc. are co-publishers of this Prince George's County Report for the Network's Maryland Child Care Demographics Report series. The series includes reports for the State, for each of Maryland's 23 counties and the City of Baltimore.

This publication was produced as a work for hire for the benefit of, and with funds from, the Maryland State Department of Education.

Frequently Requested Child Care Information

Child Population 2010

Age Group	Number in age group
0-1	23,606
2-4	34,958
5-9	54,482
10-11	21,973
Total	135,019

Source: Maryland Department of Planning (MDP), 2010 Census Summary File 1.

Child Care Costs as Compared to Other Major Household Expenses

The estimated current median family income in Prince George's is \$89,156⁶. A family of four that included a couple and two children ages 1-2 and 3-5 years can be expected to have the following yearly household expenses:

Expense	Cost	% of Income
Child Care	\$20,063	22.5%
Infant ¹	\$10,522.20	
Preschooler ²	\$9,540.96	
Food ³	\$10,577	11.9%
Housing ⁴	\$26,436	29.7%
Taxes ⁵	\$22,258	25.0%
Total	\$79,334	89.0%

¹ Average cost of full-time care in a family child care home (LOCATE, 2017).
² Average cost of full-time care in a child care center (LOCATE, 2017).
³ National average cost of food at home based on a moderate cost plan (Cost of Food at Home Estimated for Food Plans at Four Cost Level, July 2017), U.S. Average, United States Department of Agriculture).
⁴ Based on U.S. Bureau of the Census 2010 median selected owner costs with a mortgage; included mortgage, taxes, insurance and utilities.
⁵ Federal, state, and local income taxes, Medicare, and FICA taxes per smartasset.com Taxes do not reflect Earned Income Credit.
⁶ Current income as shown in the Geolytics Report dated October 2017. This data cannot be compared to previous data.

Average Weekly Cost of Full-time Child Care

Prince George's	Family Child Care Programs	Child Care Centers
0-23 months	\$202.35	\$256.30
2-4 years	\$170.26	\$183.48
5 years ¹	\$152.78	\$172.47
School Age Full ²	\$142.70	\$151.81
School Age B/A ³	\$104.34	\$109.63

Source: MFN/LOCATE: Child Care, 6/17.

¹ Average cost of full time care for a 5 year old. Defined as child being in full time child care or being in kindergarten and out-of-school child care, i.e., holidays, school closures and summers.
² Average cost of full time care for a 6+ school age child (out-of-school child care, i.e., holidays, school closures and summers).
³ Average cost of before and after school child care.

Number of Prince George's Children under 12 with Mothers in the Work Force¹

138,799 – 82.2%² of total 2017 child population under 12 (168,856).

¹Source: MFN/LOCATE: Child Care. ²Percent based on 2010 census data. Total population number based on Geolytics, Inc. report, 2017.

Population Information

Child Population¹

	2000		2010	
	Prince George's	Maryland	Prince George's	Maryland
0-3 years	34,246	209,218	35,408	217,560
3-4 years	23,694	144,175	23,156	146,928
5 years	12,251	74,546	11,069	72,700
6-9 years	51,852	316,772	43,413	294,168
10-11 years	25,142	162,481	21,973	151,023
Total	147,185	907,192	135,019	882,379

Source: U.S. Bureau of the Census, 2000, 2010.

Female Population (selected ages)

Age Group	2000	2010
20-24	29,176	33,905
25-29	31,432	32,662
30-34	35,139	31,668
Total	95,747	98,235

Source: U.S. Bureau of the Census, 2000, 2010.

Work Force Information

Total Population Ages 16+ in Work Force

	Prince George's	Maryland
2010		
Female	257,246	1,570,193
Male	248,557	1,623,215
2000		
Female	221,852	1,351,034
Male	209,268	1,418,491
Change		
Female	16.0% (+)	16.2% (+)
Male	18.8% (+)	14.4% (+)

Source: U.S. Bureau of the Census, 2000, 2010 American Community Survey (ACS).

Females (16+) with Children

Age Group	2000	2010	Change
Total females (16+) with children under 6	25,051	66,419	N/A*
Total females (16+) with children under 6 in the work force	18,715	N/A*	N/A*
Total females (16+) with children 6-17	58,025	126,052	N/A*
Total females (16+) with children 6-17 in the work force	47,972	N/A*	N/A*

Source: U.S. Bureau of the Census, 2010 ACS.

* Comparable data not available for 2010 census.

Total Population

	Prince George's	Maryland
2010	863,420	5,773,552
2000	801,515	5,296,486
1995	771,605	5,046,079
1990	728,553	4,780,753
1980	665,071	4,216,975

Source: U.S. Bureau of the Census, 2010, 2000, 1990, 1980.

Male Population (selected ages)

Age Group	2000	2010
20-24	29,436	36,739
25-29	28,565	32,020
30-34	31,042	29,390
Total	89,043	98,149

Source: U.S. Bureau of the Census, 2000, 2010.

Households

	2000	2010
Total household population	784,158	884,092
Total # of households	286,610	304,042
Average household size	2.74	2.78

Source: U.S. Bureau of the Census, 2000, 2010.

Census Information

Families and Poverty

	2000	%	2010	%	%Change
All Families	198,066	100%	203,520	100%	2.8%(+)
Families Below Poverty Level	10,641	5.4%	12,822	6.3%	20.5%(+)
All Families w/Children Under 6**	22,678	N/A*	20,435	100%	N/A*
Families w/Children Under 5 Below Poverty Level	4,137	N/A*	N/A*	7.2%*	N/A*
All Families w/Children Under 18	101,251	100%	93,115	100%	8.0%(-)
Families w/Children Under 18 Below Poverty Level	8,450	8.3%	8,287	8.9%	1.9%(-)

Source: U.S. Bureau of the Census, 2000, 2010. Prepared by MDP.
*Comparable data not available from 2010 Census.

Educational Attainment

	Prince George's	%Adult Pop. Over 25 Yrs	Maryland	%Adult Pop. Over 25 Yrs
High School Grad or Higher	481,238	86.2%	3,410,847	88.1%
Associate, Bachelor's Degree or Higher	197,528	35.4%	1,641,593	42.4%

Source: U.S. Bureau of the Census, 2010 ACS.

Children and Poverty

	2000	%	2010	%	%Change
Total Related Children Under 18	179,642	100%	165,222	100%	8.0%(-)
Total Children Under 18 Below Poverty Level	20,108	11.2%	18,009	10.9%	10.4%(-)
Total Children Under 5 Below Poverty Level	5,461	11.8%	N/A*	10.0%	N/A*
Total Children 5-17 Below Poverty Level	14,647	11.0%	N/A*	11.3%	N/A*

Source: U.S. Bureau of the Census, 2000, 2010. Prepared by MDP.
*Comparable data not available from 2010 Census.

Families

Prince George's

	Total	Total # of All Families With Related Children Under Age 6	Total # of All Families With Related Children Under Age 18
2000	198,066	22,676	101,251
2010	203,520	25,752	109,697
Change	2.8%(+)	13.6%(+)	8.3%(+)

Maryland

	Total	Total # of All Families With Related Children Under Age 6	Total # of All Families With Related Children Under Age 18
2000	1,359,318	150,011	662,172
2010	1,447,002	170,870	728,045
Change	6.5%(+)	13.9%(+)	9.9%(+)

Source: U.S. Bureau of the Census, 2000, 2010. Prepared by MDP.

Income, Unemployment and Housing Information

Annual Wage Rate Information

Public School Teacher Salary Average (Prince George's County)	\$69,570
Public School Teacher Salary Average (MD)	\$68,357
Nonpublic School Teacher Average (Maryland)	\$56,962
Family Child Care Provider (Maryland)	\$38,790
Child Care Center Director (Maryland)	\$40,766
Center Senior Staff/Teacher (Maryland)	\$25,203
Center Aide (Maryland)	\$17,265

Sources: MSDE, Sept 2017; Association of Independent Maryland Schools (AIMS), 2017-18 school year, and MFN's 2017 Statewide Survey of Family Child Care Providers and Child Care Centers.

Family Income

Median Family Income, 2010 Census

Prince George's	\$108,828
Maryland	\$83,137

Source: U.S. Bureau of the Census, 2010 ACS.

Median Household Income¹:

Prince George's	\$78,779
Maryland	\$76,612

Income Distribution	Percent Households	
	Charles	Maryland
under \$25,000	12.3%	15.3%
\$25,000 - \$49,999	18.6%	17.9%
\$50,000 - \$74,999	19.5%	17.1%
\$75,000+	49.6%	49.8%

Source: ¹MSDE, October 2016. LOCATE: Child Care, 2017. Data is not directly comparable to 2010 or earlier reports.

NOTE: Percentages may not total 100% because of rounding.

Unemployment Rate

	Prince George's	Maryland
2000	3.4%	3.4%
2001	4.4%	4.0%
2002	4.5%	3.9%
2003	4.5%	4.1%
2004	4.3%	3.9%
2005	4.4%	3.9%
2006	4.0%	3.7%
2007	3.9%	3.6%
2008	4.8%	4.5%
2009	7.3%	7.1%
2010	7.4%	7.3%
2011	7.3%	7.2%
2012	6.6%	6.5%
2013	6.4%	6.2%
2014	5.9%	5.6%
2015	5.1%	5.0%
2016	4.7%	4.5%
2017	4.2%	4.3%

Maryland Department of Labor, Licensing and Regulation (DLLR) 2017.

Housing Information

	Prince George's	Maryland
Owner-Occupied housing	189,330 (63%)	1,426,267 (67%)
Renter-Occupied housing	112,593 (37%)	701,172 (33%)

Note: Percentage is based on total occupied housing units.

	Prince George's	Maryland
Mean value of Owner-Occupied Housing	\$286,100	\$301,400
Median Selected Monthly Owner Costs With a Mortgage	\$2,203	\$2,016
Median Gross Residential Monthly Rent	\$1,182	\$1,131

Source: U.S. Bureau of the Census, 2010 ACS.

Supply of Regulated Early Childhood Programs and Education

Children's Programs by Type with Capacity/ Enrollment

	# of Programs	Capacity
Family Child Care Providers	821	6,409
*OCC Licensed Group Programs	387	22,884
8-12 Hour Child Care Centers	251	14,857
Infant/Toddler	127	1,327
Part-Day	32	N/A
Before/after School (School & Center-Based)	312	N/A
Employer-Sponsored Centers	5	276
Youth Camps	44	N/A
Nursery Schools	50	N/A
Private Kindergarten	18	N/A
**Head Start	9	enrollment: 152
***Public Pre-Kindergarten Sites	89	

*Note: Numbers do not total because facilities may have more than one type of program. Unless otherwise indicated, all programs are privately funded.

** Federally funded programs which include Head Start, Early Head Start and Home-based Head Start.

***State funded.

Source: MFN/LOCATE Child Care, 7/17; Maryland State Department of Education; Department of Health and Mental Hygiene.

Education

Public and Private Schools (Elementary and Middle)

	Public	Private*
Elementary Schools	121	4
Middle Schools	24	0
Combined	12	37

Elementary School Enrollment

	Public	Private*
Pre-Kindergarten	5,771	1,594
Kindergarten	9,897	697
Grades 1 - 6	60,661	4,153
Total	76,029	6,444

Source: MSDE, 2016-17 school year. Enrollment figures are for September 30, 2016. Private schools include MSDE approved schools and those operated by a tax-exempt religious organization which hold a letter of exemption from approval in accordance with State law.

*Self reported data from Maryland Nonpublic Schools as reported to MSDE.

Supply of Child Care

Supply of Family Child Care

Number Providing Services to					Mean Weekly Cost of Care		
City	# of Providers	Infant	Pre-school	School-Age	Infants	Pre-school	B/A School
Beltsville	22	22	22	18	205.31	163.73	98.40
Bowie	92	83	90	79	206.92	172.27	104.06
Greenbelt	17	17	16	12	200.83	170.20	89.44
Hyattsville	44	42	43	41	180.07	152.09	98.27
Lanham	42	40	40	39	186.99	159.89	96.46
Laurel	59	56	57	49	216.74	172.56	104.97
Riverdale	15	15	15	13	211.54	176.60	99.38
Capitol Heights	45	43	45	43	183.94	153.77	91.25
Forestville	14	14	14	14	178.70	157.14	108.00
Landover	13	12	12	11	188.50	157.22	102.50
Mitchellville	16	16	16	13	201.35	167.50	91.11
Suitland	26	24	26	25	183.64	143.93	96.47
Upper Marlboro	106	96	103	89	195.79	165.64	102.90
Accokeek	11	11	11	10	194.72	165.42	97.78
Brandywine	9	9	9	8	209.23	155.00	80.00
Clinton	58	51	56	47	186.67	154.67	94.26
Fort Washington	55	49	51	43	186.25	152.24	98.13
Oxon Hill	22	20	20	19	185.67	149.24	97.78
Temple Hills	47	42	45	37	174.81	143.40	94.83

Supply of Full-Day Center Care

Number Providing Services to					Mean Weekly Cost of Care		
City	# of Providers	Infant	Pre-school	School-Age	Infants	Pre-school	B/A School
Beltsville	8	4	7	6	\$294.38	\$ 210.04	\$ 123.00
Bowie	26	14	23	11	295.37	219.61	133.00
Greenbelt	5	1	5	3	320.00	198.27	130.00
Hyattsville	18	9	18	14	273.60	185.72	118.50
Lanham	12	9	11	7	288.31	218.51	134.14
Laurel	18	8	18	13	294.62	194.77	102.10
Riverdale	7	4	7	2	248.33	165.00	97.50
Capitol Heights	13	7	12	10	220.00	148.43	93.33
Forestville	5	4	5	5	200.00	145.94	98.75
Landover	17	7	17	13	204.00	165.13	107.78
Mitchellville	4	2	4	4	231.67	206.80	134.33
Suitland	9	6	9	7	282.75	161.04	93.00
Upper Marlboro	13	5	13	12	262.78	192.18	101.09
Accokeek	3	2	3	3	263.33	199.58	131.67
Brandywine	5	2	5	5	223.75	154.84	95.83
Clinton	10	4	9	8	235.00	165.53	101.14
Fort Washington	14	5	13	11	250.20	172.48	110.25
Oxon Hill	6	4	5	4	240.50	177.50	120.00
Temple Hills	17	9	16	14	213.56	154.31	109.00

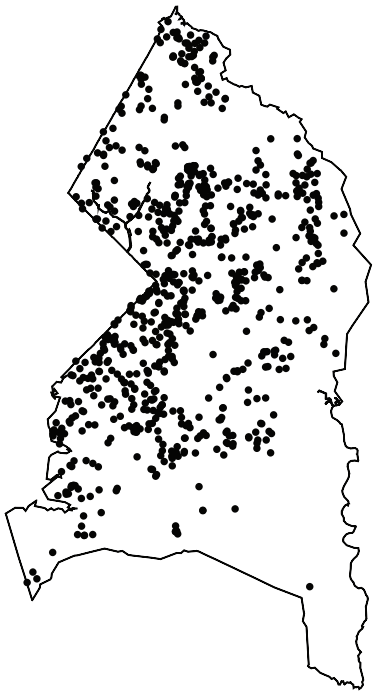
NOTE: Only selected cities/communities in Prince George's County are represented. The number of providers caring for the different age groups does not equal the total number of providers in each city because some providers may care for more than one age group and/or complete information may not be available. "B/A School" is care provided before and/or after school.

Source: MFN/LOCATE: Child Care, 6/17.

Supply of Regulated Child Care

Density of Regulated Family Child Care Homes in Prince George's County

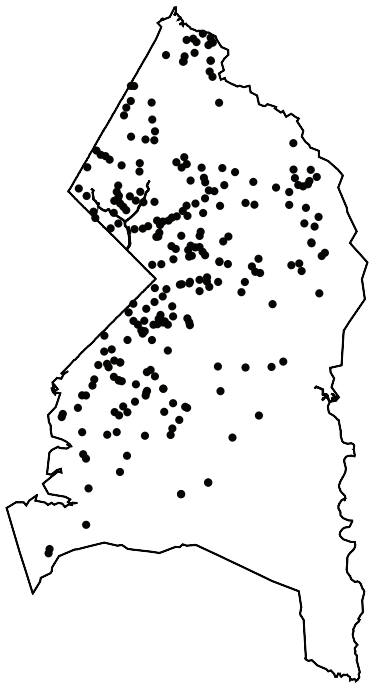
1 dot = 1 home



Source: MFN/LOCATE: Child Care, 6/17.

Density of Licensed 8-12 Hour Child Care Centers in Prince George's County

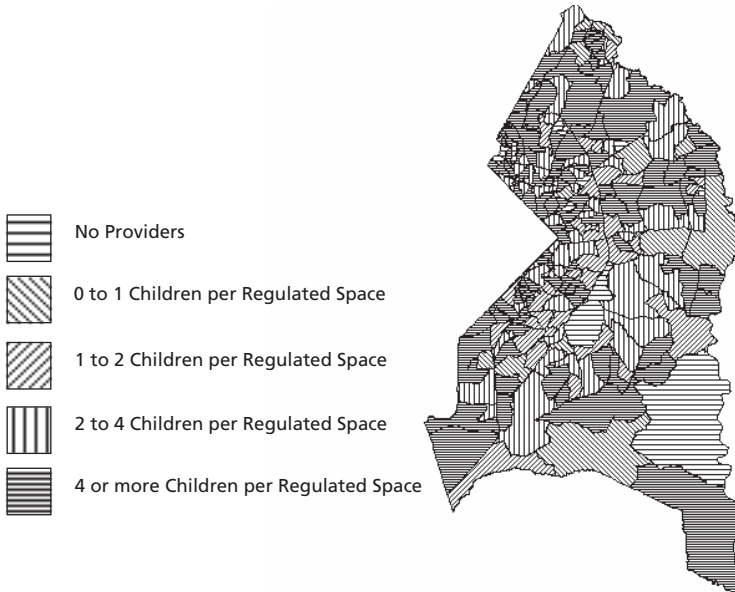
1 dot = 1 center



Source: MFN/LOCATE: Child Care, 6/17.

Supply of Regulated Child Care

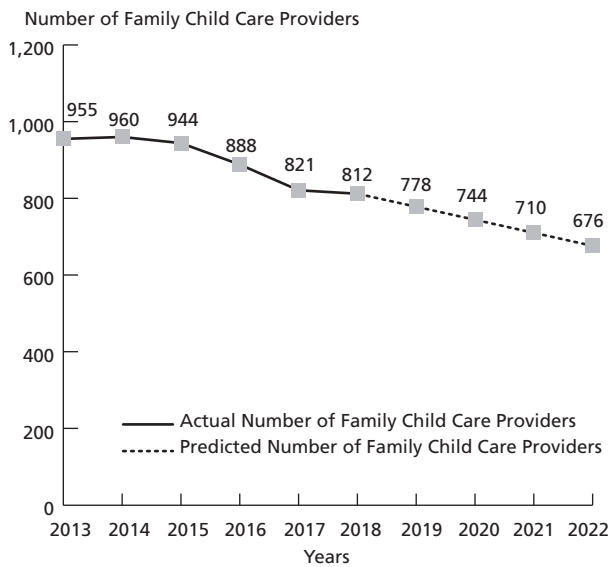
Number of Children 0-5 Years Per Regulated Child Care Space by Census Tract



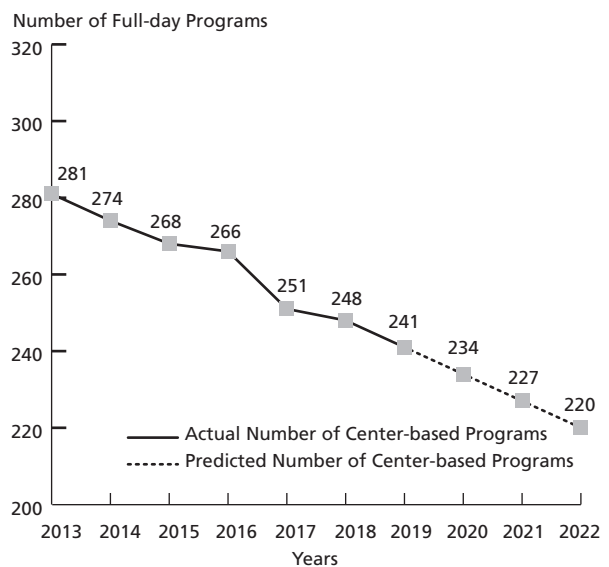
This map is based on census tracts defined by the U.S. Bureau of the Census. It does not accurately delineate land/water boundaries in some census tracts. Sources: U.S. Bureau of the Census, 2010. MFN/LOCATE: Child Care, 6/17.

Past and Anticipated Growth Patterns for Family/Center Providers

Family Child Care Providers in Prince George's 2013-2022



Center-based Programs in Prince George's 2013-2022 Full-day (8 to 12 hours)

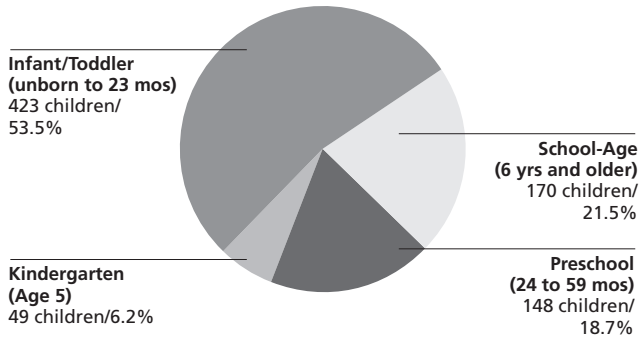


These predictions were generated with the use of the Multiple Regression Analysis and Forecasting template. The predictions generated by the Model do not reflect the effects of current changes to social programs affecting child care. Source: MFN/LOCATE: Child Care, 6/17.

Demand for Child Care

Children Served by Age

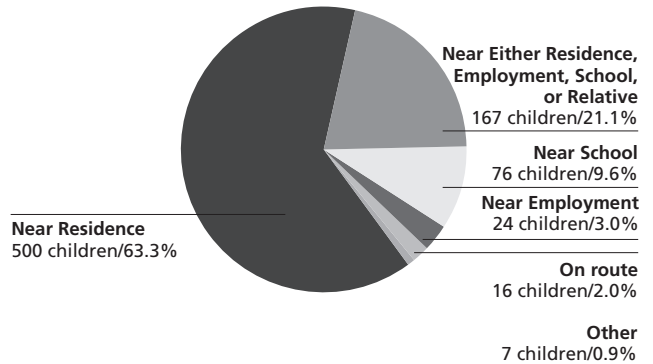
N=790



Source: LOCATE: Child Care at Maryland Family Network, Baltimore (7/1/16-6/30/17).
NOTE: Percentages may not total 100% because of rounding.

Children Served by Locational Preferences for Care

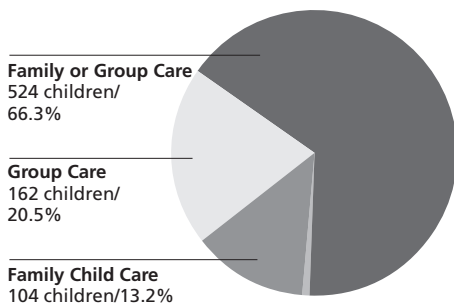
N=790



Source: LOCATE: Child Care at Maryland Family Network, Baltimore (7/1/16-6/30/17).
NOTE: Percentages may not total 100% because of rounding.

Children Served by Type of Care Preferred

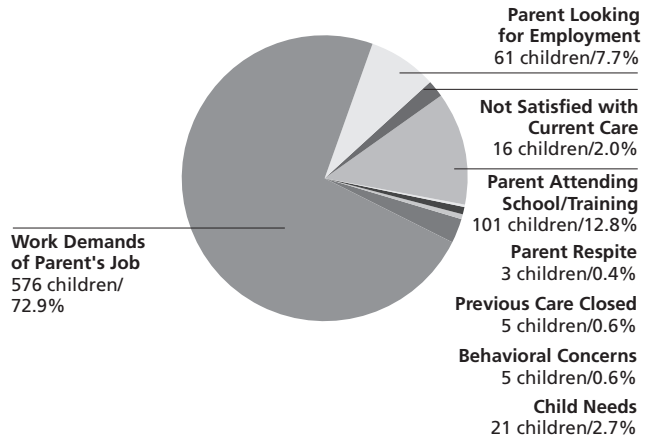
N=790



Source: LOCATE: Child Care at Maryland Family Network, Baltimore (7/1/16-6/30/17).
NOTE: Percentages may not total 100% because of rounding.

Reason Child Care is Needed

N=790



Source: LOCATE: Child Care at Maryland Family Network, Baltimore (7/1/16-6/30/17).
NOTE: Percentages may not total 100% because of rounding.

Demand for Child Care

Number of Children Served by LOCATE: Child Care
790 children (7/1/16-6/30/17)

Full-time or Part-time Care Needs of Children Served N=790

Full-time: 561 children (71.0%)

Part-time: 212 children (26.8%)

Other*: 17 children (2.2%)

* Includes requests for sick, backup and temporary care.

Note: Percentages may not total 100% because of rounding.

Source: LOCATE: Child Care at Maryland Family Network, Baltimore (7/1/16-6/30/17).

Child Care Subsidy Program (formerly POC)

LOCATE calls received from parents with children eligible for Child Care Subsidy
161 (20.4% of all calls)

LOCATE calls received from parents with children receiving Child Care Subsidy
270 (34.2% of all calls)

Source: LOCATE: Child Care at Maryland Family Network, Baltimore (7/1/16-6/30/17).

Major Reasons Parents Could Not Find Child Care in Prince George's

Reason	Count
Cost	26
Location	6
Hours of operation/part time	5
Other	3
No vacancies for infant	2
Quality of care	2
No accreditation	1
No vacancies for school-age	1
Special Needs	1

Source: LOCATE: Child Care at Maryland Family Network, Baltimore (7/1/16-6/30/17).

Major Factors Important to Parents Who Found Child Care in Prince George's

Factor	Count
Only program/provider with vacancy	67
Nearby transportation	64
Escort	62
Hours of operation/part time	48
Cost	37
Educational program	37
Environment	37
Caregiver	33
Proximity to home, school, work	19

Source: LOCATE: Child Care at Maryland Family Network, Baltimore (7/1/16-6/30/17).

Supply of Child Care

Child Care Subsidy Program

Family Child Care Providers willing to care for CCS children in Prince George's
137 (16.7% of total family child care providers)

Child Care Centers willing to care for CCS children in Prince George's County
83 (33.1% of total child care centers)

Source: LOCATE: Child Care at Maryland Family Network Baltimore, June 2017.

Prince George's FY18 Projected Allocation
\$17,076,908 = 2,197 full-time children

Source: Maryland State Department of Education, Office of Child Care.

Special Needs Child Care

Family providers who serve/have served children with special needs
523 (63.7% of total family child care providers in Prince George's)

Centers who serve/have served children with special needs
178 (70.9% of total child care centers in Prince George's)

Source: LOCATE: Child Care at Maryland Family Network, Baltimore (7/1/16-6/30/17).

Definitions

Before/After-School Care: School-Age child care offers care to children enrolled in Kindergarten or above. Care is provided before and/or after school and during school holidays/vacations. Programs are licensed by the Office of Child Care. Programs may operate from a school building or other licensed facility.

Census of Population and Housing: There are two versions of the Census questionnaire: a short form which asks a limited number of population and housing questions of all households, and a long form questionnaire which asks additional social and economic questions of a sample of all households. The user should note that data obtained from a sample are subject to sampling variability, and that there are limitations to many of these data.

Child Care: The care or supervision of a child when the child's parent has given the child's care over to another for some portion of a 24-hour-day as a supplement to the parent's primary care of the child. (OCC)

Child Care Center: Child care provided in a facility that, for part or all of the day, provides care to children in the absence of the parent. Centers are licensed by the Office of Child Care.

Child Care Subsidy Program (formerly POC): Provides financial assistance to eligible families in securing care for their children in registered family child care homes or licensed child care centers while parents/guardians are attending school, working, or in job training.

Children with Special Needs: Children who, because of a disability or other special educational, developmental, physical, emotional, behavioral, or medical condition, require additional care, or whose activities are restricted by a certain condition. (OCC)

Current Median Family Income: Current median family income is the value shown in a Geolytics report dated Dec 2017.

Current Population Estimates: Current population estimates are based on GeoLytics, Inc. Reports.

Educational Attainment: The highest level of school completed or the highest degree received. Educational attainment figures were used for persons over 25 years of age. (U.S. Bureau of the Census)

Employer-Sponsored Centers: A child care center located on-site or off-site which is sponsored by a corporation, business, or other employer. Employees are given priority for enrollment slots.

Family Child Care: The care given to a child younger than 13 years old or to a developmentally disabled person younger than 21 years old, in place of parental care for less than 24 hours a day, in a residence other than the child's residence and for which the provider is paid. Regulations allow a family child care provider to care for as many as eight children at any time. (OCC)

Family Household Income: Family includes a householder and one or more persons living in the same household who are related to the householder by birth, marriage, or adoption. A household can contain only one family for purposes of census tabulations. (U.S. Bureau of the Census)

Head Start: Project Head Start provides comprehensive developmental services for children from low-income families. Head Start is comprised of four components including Education, Health, Parent Involvement, and Social Services. Head Start Centers serve children from age 3 to school entry age from income eligible families.

Infant/Toddler: In the State of Maryland, "infant" means a child under 18 months old. "Toddler" means a child 18 months old or older but younger than 2 years old. (OCC) MFN reports "infant" as a child birth through 23 months of age.

Kindergarten: An instructional program for children who are 5 years old by September 1st of each academic year. Programs may be operated by a private or public school. Kindergarten is the year of school which precedes entrance to first grade.

Nursery Schools: An instructional program approved or exempted by the Maryland State Department of Education for children who are two through four years old. The maximum length of the program is 6 hours per day, however most operate only a few hours per day and may meet only two or three times per week for a nine month period.

Owner Costs with Mortgage (Selected Monthly): The sum of payments for mortgages, deeds of trust, contracts to purchase, or similar debts on the property; real estate taxes; fire hazard, and flood insurance on the property; utilities; and fuels. It also includes, where appropriate, the monthly condominium fees or mobile home costs. A housing unit is owner-occupied if the owner or co-owner lives in the unit even if it is mortgaged or not fully paid for. (U.S. Bureau of the Census)

Definitions, cont.

Part Day: A program regulated by OCC with an educational focus for children one or two years before entering kindergarten. These programs are usually 2-3 hrs/day, 2-3 days/week, nine months/year.

Pre-Kindergarten: These are publicly funded pre-kindergarten programs for eligible 4-year-old children administered by local boards of education or qualified vendors. The programs have the overall goal of providing learning experiences to help children develop and maintain school readiness skills necessary for successful school performance. Local school systems shall enroll all 4-year-old applicants from economically disadvantaged or homeless families.

Poverty Level: The poverty guideline for a family of four persons was \$24,600 in 2017. (U.S. Department of Health and Human Services, JAN 2017)

Renter Occupied Gross Monthly Rent: Monthly contract rent plus the estimated average monthly cost of utilities and fuels, if these are paid by the renter. All occupied housing units which are not owner-occupied, whether they are rented for cash rent or occupied without payment of cash rent, are classified as renter-occupied. (U.S. Bureau of the Census)

Unemployment Rate: Civilians 16 years old and over are classified unemployed if they (1) were neither "at work" nor "with a job but not at work" during the reference week, and (2) were looking for work during the last four weeks, and (3) were available to accept a job. Also included were civilians who did not work at all during the reference week and were waiting to be called back to a job from which they had been laid off. (U.S. Bureau of the Census)

Youth Camps (Licensed): A day camp, residential camp, travel camp, or trip camp licensed by the Department of Health and Mental Hygiene.

The Maryland Child Care Resource Network is a public/private partnership designed to expand and improve child care delivery in Maryland. Maryland Family Network manages the Network and operates as its Statewide Coordinating Entity. Funding for this publication was made available by Maryland Family Network, the Maryland State Department of Education, and Maryland's business community.

For more information regarding the Child Care Demographic Reports, contact:

Maryland Family Network

1001 Eastern Avenue, 2nd Floor
Baltimore, Maryland 21202
tel 410.659.7701 fax 410.783.0814
www.marylandfamilynetwork.org

For information regarding technical assistance and training for the child care community, contact:

Prince George's Child Care Resource Center

9475 Lottsford Road, Suite 202
Largo, MD 20774
tel 301.772.8420

This publication was produced as a work for hire for the benefit of, and with funds from, the Maryland State Department of Education.

©2018 Maryland State Department of Education

©2018 Maryland Family Network



MARYLAND
FAMILY
NETWORK

