



Maryland Child Care Resource Network

# Child Care Demographics

# 2020

## Somerset County Report

Somerset County on Maryland's Eastern Shore is bounded by the Chesapeake Bay to the west and Virginia to the south, and is the state's southernmost county. It is located approximately 100 miles from the Baltimore/Washington, Wilmington/Philadelphia, and Norfolk/Hampton Roads metro areas. Crisfield and Princess Anne are the major municipalities.

Somerset is a major seafood processor and poultry producer. Princess Anne is the county seat and home of UMES. The county has two established Enterprise Zones (Crisfield and Princess Anne) and also participates in the One Maryland Program. Somerset's 428 businesses employ more than 3,900 workers and generates \$492 million in economic output. Major employers include Sysco Eastern Maryland, Handy International, Mountaire Farms, Sherwin Williams/Rubberset, McCready Health, Eastern Correctional Institute and the University of Maryland Eastern Shore (UMES).

<http://commerce.maryland.gov/Documents/ResearchDocument/SomersetBef.pdf>  
Source: Maryland Department of Commerce, Brief Economic Facts, 2019.

*The Maryland Child Care Resource Network and Maryland Family Network, Inc. are co-publishers of this Somerset County Report for the Network's Maryland Child Care Demographics Report series. The series includes reports for the State, for each of Maryland's 23 counties and the City of Baltimore.*

This publication was produced as a work for hire for the benefit of, and with funds from, the Maryland State Department of Education.

## Frequently Requested Child Care Information

### Child Population 2010

Age Group	Number in age group
0-1	507
2-4	770
5-9	1,206
10-11	471
Total	2,954

Source: Maryland Department of Planning (MDP), 2010 Census Summary File 1.

### Child Care Costs as Compared to Other Major Household Expenses

The estimated current median family income in Somerset is \$53,529<sup>6</sup>. A family of four that included a couple and two children ages 0-23 months and 2-4 years can be expected to have the following yearly household expenses:

Expense	Cost	% of Income
Child Care	\$ 14,495	27.1%
Infant <sup>1</sup>	\$6,710	
Preschooler <sup>2</sup>	\$7,785	
Food <sup>3</sup>	\$ 10,674	19.9%
Housing <sup>4</sup>	\$ 15,768	29.5%
Taxes <sup>5</sup>	\$ 11,043	20.6%
Total	\$ 51,980	97.1%

<sup>1</sup> Average cost of full-time care in a family child care home (LOCATE, 2019).  
<sup>2</sup> Average cost of full-time care in a child care center (LOCATE, 2019).  
<sup>3</sup> National average cost of food at home based on a moderate cost plan (Cost of Food at Home Estimated for Food Plans at Four Cost Level, July 2019), U.S. Average, United States Department of Agriculture).  
<sup>4</sup> Based on U.S. Bureau of the Census 2010 median selected owner costs with a mortgage; included mortgage, taxes, insurance and utilities.  
<sup>5</sup> State and local taxes per Comptroller of Maryland (2019), Medicare and FICA taxes per moneychimp.com (2019). Taxes do not reflect Earned Income Credit.  
<sup>6</sup> Current income as shown in the Geolytics Report dated July 2019. This data cannot be compared to previous data.

### Average Weekly Cost of Full-time Child Care

#### Somerset County

	Family Child Care Programs	Child Care Centers
0-23 months	\$ 129.04	\$ 195.25
2-4 years	\$ 106.80	\$ 149.71
5 years <sup>1</sup>	\$ 102.31	\$ 152.75
School Age Full <sup>2</sup>	\$ 100.17	\$ 152.75
School Age B/A <sup>2</sup>	\$ 73.00	\$ 46.43

Source: MFN/LOCATE: Child Care, 6/19.

<sup>1</sup> Average cost of full time care for a 5 year old. Defined as child being in full time child care or being in kindergarten and out-of-school child care, i.e., holidays, school closures and summers.  
<sup>2</sup> Average cost of full time care for a 6+ school age child (out-of-school child care, i.e., holidays, school closures and summers).  
<sup>3</sup> Average cost of before and after school child care.

### Number of Somerset Children under 12 with Mothers in the Work Force<sup>1</sup>

2,115 – 64.1%<sup>2</sup> of total 2019 child population under 12 (3,300).

<sup>1</sup>Source: MFN/LOCATE: Child Care. <sup>2</sup>Percent based on 2010 census data. Total population number based on Geolytics, Inc. report, 2019.

### Population Information

#### Child Population<sup>1</sup>

	2000		2010	
	Somerset	Maryland	Somerset	Maryland
0-3 years	698	209,218	783	217,560
3-4 years	500	144,175	494	146,928
5 years	243	74,546	243	72,700
6-9 years	1,043	316,772	963	294,168
10-11 years	528	162,481	471	151,023
<b>Total</b>	<b>3,017</b>	<b>907,192</b>	<b>2,954</b>	<b>882,379</b>

Source: U.S. Bureau of the Census, 2000, 2010.

#### Female Population (selected ages)

Age Group	2000	2010
20-24	1,174	1,528
25-29	560	611
30-34	574	576
<b>Total</b>	<b>2,308</b>	<b>2,715</b>

Source: U.S. Bureau of the Census, 2000, 2010.

#### Work Force Information

##### Total Population Ages 16+ in Work Force

	Somerset	Maryland
<b>2010</b>		
Female	5,372	1,570,193
Male	5,249	1,623,215
<b>2000</b>		
Female	5,126	1,351,034
Male	5,263	1,418,491
<b>Change</b>		
Female	4.8 %(+)	16.2% (+)
Male	0.2% (-)	14.4% (+)

Source: U.S. Bureau of the Census, 2000, 2010 American Community Survey (ACS).

#### Females (16+) with Children

Age Group	2000	2010	Change
Total females (16+) with children under 6	402	1,377	N/A*
Total females (16+) with children under 6 in the work force	269	N/A*	N/A*
Total females (16+) with children 6-17	1,424	2,364	N/A*
Total females (16+) with children 6-17 in the work force	1,129	N/A*	N/A*

Source: U.S. Bureau of the Census, 2008-2010 ACS.  
\* Comparable data not available for 2010 census.

#### Total Population

	Somerset	Maryland
2010	26,470	5,773,552
2000	24,747	5,296,486
1995	23,351	5,046,079
1990	23,440	4,780,753
1980	19,188	4,216,975

Source: U.S. Bureau of the Census, 2010, 2000, 1990, 1980.

#### Male Population (selected ages)

Age Group	2000	2010
20-24	1,483	1,772
25-29	1,113	1,130
30-34	1,059	961
<b>Total</b>	<b>3,655</b>	<b>3,863</b>

Source: U.S. Bureau of the Census, 2000, 2010.

#### Households

	2000	2010
Total household population	19,843	20,819
Total # of households	8,361	8,788
Average household size	2.37	2.37

Source: U.S. Bureau of the Census, 2000, 2010.

## Census Information

### Families and Poverty

	2000	%	2010	%	%Change
All Families	5,444	100%	5,478	100%	0.6%(+)
Families Below Poverty Level	824	15.1%	597	10.9%	26.7%(-)
All Families w/Children** Under 6	438	N/A*	447	100%	N/A*
Families w/Children Under 5 Below Poverty Level	283	N/A*	N/A*	15.7%	N/A*
All Families w/Children Under 18	2,165	100%	1,982	100%	8.5%(-)
Families w/Children Under 18 Below Poverty Level	596	27.5%	347	17.5%	41.8%(-)

Source: U.S. Bureau of the Census, 2000, 2010. Prepared by MDP.  
\*Comparable data not available from 2010 Census.

### Educational Attainment

	Somerset	%Adult Pop. Over 25 Yrs	Maryland	%Adult Pop. Over 25 Yrs
High School Grad or Higher	13,412	79.7%	3,410,847	88.1%
Bachelor's Degree or Higher	2,269	13.5%	1,396,843	36.1%

Source: U.S. Bureau of the Census, 2008-2010 ACS.

### Children and Poverty

	2000	%	2010	%	%Change
Total Related Children Under 18	3,818	100%	3,583	100%	6.2%(-)
Total Children Under 18 Below Poverty Level	1,300	34.0%	631	17.6%	51.5%(-)
Total Children Under 5 Below Poverty Level	436	45.5%	N/A*	14.8%	N/A*
Total Children 5-17 Below Poverty Level	864	30.2%	N/A*	18.8%	N/A*

Source: U.S. Bureau of the Census, 2000, 2010. Prepared by MDP.  
\*Comparable data not available from 2010 Census.

### Families

#### Somerset

	Total	Total # of All Families With Related Children Under Age 6	Total # of All Families With Related Children Under Age 18
2000	5,444	438	2,165
2010	5,478	571	2,370
Change	0.6%(+)	30.4%(+)	9.5%(+)

#### Maryland

	Total	Total # of All Families With Related Children Under Age 6	Total # of All Families With Related Children Under Age 18
2000	1,359,318	150,011	662,172
2010	1,447,002	170,870	728,045
Change	6.5%(+)	13.9%(+)	9.9%(+)

Source: U.S. Bureau of the Census, 2000, 2010. Prepared by MDP.

### Income, Unemployment and Housing Information

#### Annual Wage Rate Information

Public School Teacher Salary Average (Somerset County)	\$58,570
Public School Teacher Salary Average (MD)	\$70,463
Nonpublic School Teacher Average (Maryland)	\$56,552
Family Child Care Provider (Maryland)	\$39,884
Child Care Center Director (Maryland)	\$40,891
Center Senior Staff/Teacher (Maryland)	\$25,860
Center Aide (Maryland)	\$18,068

Sources: MSDE, Jan 2019; Association of Independent Maryland Schools (AIMS), 2017-2018 school year, and MFN's 2018 Statewide Survey of Family Child Care Providers and Child Care Centers.

#### Family Income

##### Median Family Income, 2010 Census

Somerset	\$49,100
Maryland	\$83,137

Source: U.S. Bureau of the Census, 2010 ACS.

##### Median Household Income<sup>1</sup>:

Somerset	\$43,912
Maryland	\$72,254

#### Income Distribution

#### Percent Households

	Somerset	Maryland
under \$25,000	32.8%	14.2%
\$25,000 - \$49,999	25.8%	17.1%
\$50,000 - \$74,999	16.4%	16.5%
\$75,000 +	24.9%	52.2%

Source: <sup>1</sup>GeoLytics, Inc. report, 2019. U.S. Bureau of the Census, 2013-2017 American Community Survey 5-Year Estimates. Data is not directly comparable to 2010 or earlier reports.

NOTE: Percentages may not total 100% because of rounding

#### Unemployment Rate

	Somerset	Maryland
2000	6.6%	3.4%
2001	6.1%	4.0%
2002	5.3%	3.9%
2003	5.6%	4.1%
2004	5.3%	3.9%
2005	4.8%	3.9%
2006	4.9%	3.7%
2007	5.2%	3.6%
2008	6.6%	4.5%
2009	9.5%	7.1%
2010	9.9%	7.3%
2011	9.0%	7.2%
2012	9.4%	6.5%
2013	9.3%	6.2%
2014	8.4%	5.6%
2015	7.0%	5.0%
2016	6.6%	4.5%
2017	7.0%	4.3%
2018	7.7%	4.5%
2019	6.6%	3.9%

Maryland Department of Labor, Licensing and Regulation (DLLR) 6/2019.

#### Housing Information

	Somerset	Maryland
Owner-Occupied housing	5,847 (69%)	1,426,267 (67%)
Renter-Occupied housing	2,663 (31%)	701,172 (33%)

Note: Percentage is based on total occupied housing units.

	Somerset	Maryland
Mean value of Owner-Occupied Housing	\$163,900	\$301,400
Median Selected Monthly Owner Costs With a Mortgage	\$1,314	\$2,016
Median Gross Residential Monthly Rent	\$727	\$1,131

Source: U.S. Bureau of the Census, 2008-2010 ACS.

## Supply of Regulated Early Childhood Programs and Education

### Children's Programs by Type with Capacity/ Enrollment

	# of Programs	Capacity
Family Child Care Providers	23	169
*OCC Licensed Group Programs	7	512
8-12 Hour Child Care Centers	5	223
Infant/Toddler	5	59
Part-Day	1	N/A
Before/after School (School & Center-Based)	4	N/A
Employer-Sponsored Centers	0	0
Youth Camps	0	N/A
Nursery Schools	0	N/A
Private Kindergarten	0	N/A
**Head Start	3	enrollment: 358
***Public Pre-Kindergarten Sites	4	

\*Note: Numbers do not total because facilities may have more than one type of program. Unless otherwise indicated, all programs are privately funded.

\*\* Federally funded programs which include Head Start, Early Head Start and Home-based Head Start.

\*\*\*State funded.

Source: MFN/LOCATE Child Care, 6/19; Maryland State Department of Education; Department of Health and Mental Hygiene.

### Education

#### Public and Private Schools (Elementary and Middle)

	Public	Private*
Elementary Schools	5	0
Middle Schools	1	0
Combined	2	1

#### Elementary School Enrollment

	Public	Private*
Pre-Kindergarten	199	23
Kindergarten	246	43
Grades 1 - 6	1,300	224
Total	1,745	290

Source: MSDE, 2018-19 school year. Enrollment figures are for September 30, 2018. Private schools include MSDE approved schools and those operated by a tax-exempt religious organization which hold a letter of exemption from approval in accordance with State law.

\*Self reported data from Maryland Nonpublic Schools as reported to MSDE.\*Self reported data from Maryland Nonpublic Schools as reported to MSDE.

### Density of Family Providers and Center Programs by Community/Zip Code

The following chart shows the number of registered family child care providers and licensed full-day child care centers in Somerset as of June 30, 2019.

Community/ Zip Code	Family Providers	%	8-12 Hour Centers	%
Crisfield 21817	6	26.1	1	20.0
Princess Anne 21853	14	60.9	3	60.0
Westover 21871	3	13.0	1	20.0
Totals	23	100.0%	5	100.0%

Source: MFN/LOCATE: Child Care, 6/19.

NOTE: Percentages may not total 100% because of rounding.

**Supply of Regulated Child Care**

**Density of Regulated Family Child Care Homes in Somerset County**

1 dot = 1 home



Source: MFN/LOCATE: Child Care, 6/19.

SOMERSET

**Density of Licensed 8-12 Hour Child Care Centers in Somerset County**

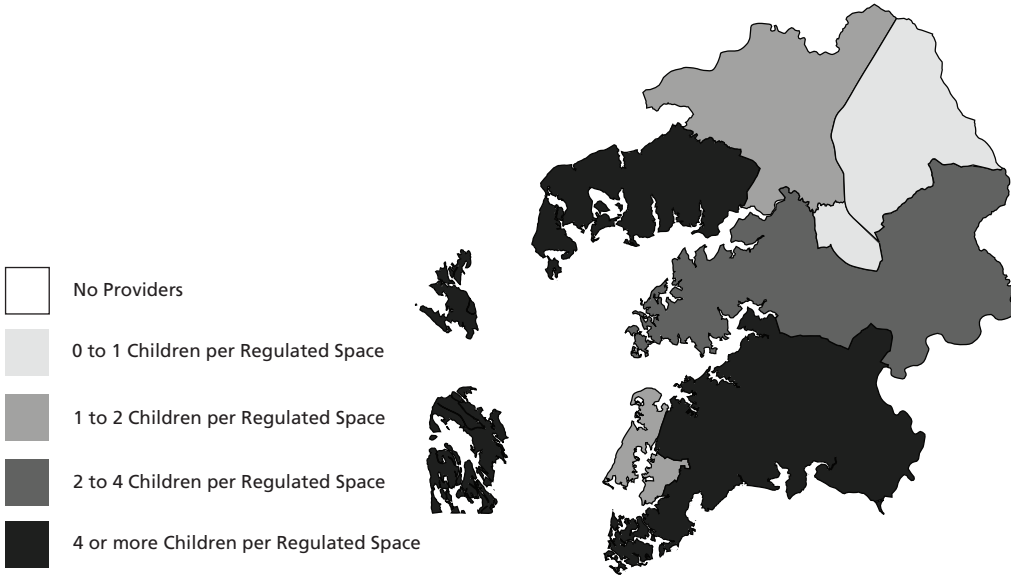
1 dot = 1 center



Source: MFN/LOCATE: Child Care, 6/19.

## Supply of Regulated Child Care

### Number of Children 0-5 Years Per Regulated Child Care Space by Census Tract

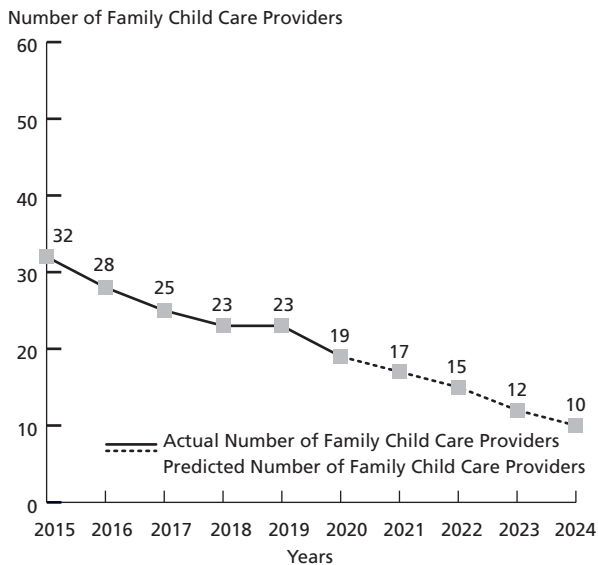


This map is based on census tracts defined by the U.S. Bureau of the Census. It does not accurately delineate land/water boundaries in some census tracts. Sources: U.S. Bureau of the Census, 2010. MFN/LOCATE: Child Care, 6/19.

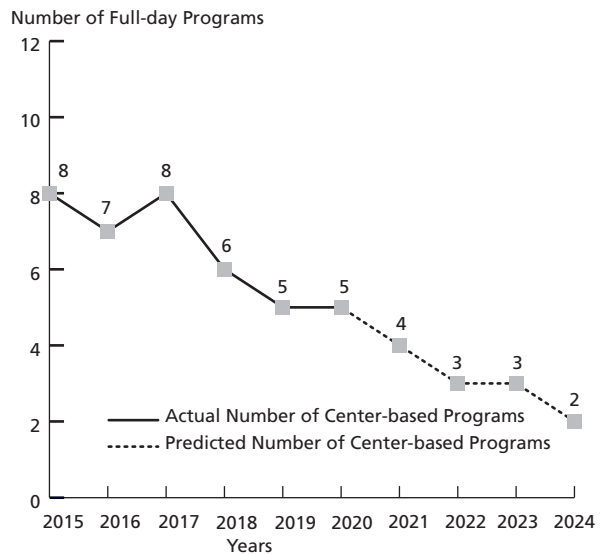
SOMERSET

## Past and Anticipated Growth Patterns for Family/Center Providers

### Family Child Care Providers in Somerset 2015-2024



### Center-based Programs in Somerset 2015-2024 Full-day (8 to 12 hours)

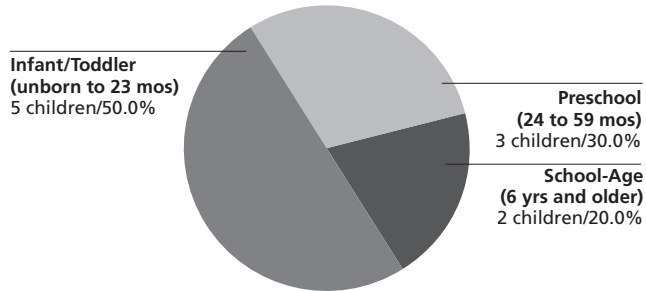


These predictions were generated with the use of the Multiple Regression Analysis and Forecasting template. The predictions generated by the Model do not reflect the effects of current changes to social programs affecting child care. Source: MFN/LOCATE: Child Care, 6/19.

### Demand for Child Care

#### Children Served by Age

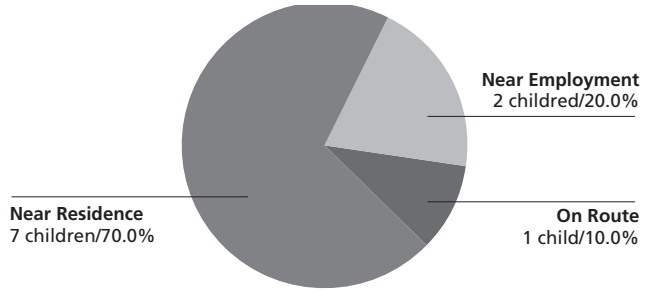
N=10



Source: LOCATE: Child Care at Maryland Family Network, Baltimore (7/1/18-6/30/19).  
NOTE: Percentages may not total 100% because of rounding.

#### Children Served by Locational Preferences for Care

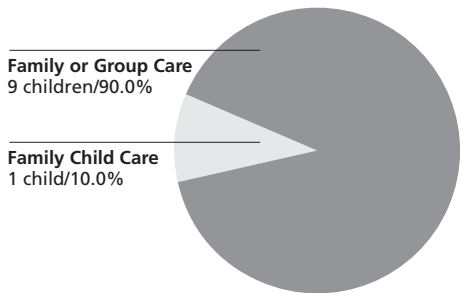
N=10



Source: LOCATE: Child Care at Maryland Family Network, Baltimore (7/1/18-6/30/19).  
NOTE: Percentages may not total 100% because of rounding.

#### Children Served by Type of Care Preferred

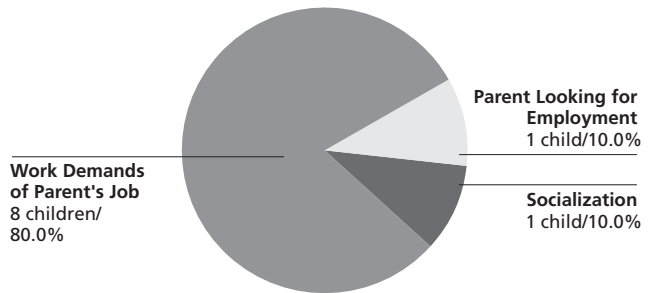
N=10



Source: LOCATE: Child Care at Maryland Family Network, Baltimore (7/1/18-6/30/19).  
NOTE: Percentages may not total 100% because of rounding.

#### Reason Child Care is Needed

N=10



Source: LOCATE: Child Care at Maryland Family Network, Baltimore (7/1/18-6/30/19).  
NOTE: Percentages may not total 100% because of rounding.



## Demand for Child Care

**Number of Children Served by LOCATE: Child Care**  
10 children (7/1/18-6/30/19)

Full-time or Part-time Care Needs of Children Served	N=10
Full-time: 10 children (100.0%)	
Part-time: 0 children (0.0%)	
Other*: 0 children (0.0%)	

Source: LOCATE: Child Care at Maryland Family Network, Baltimore (7/1/18-6/30/19).  
\* Includes requests for sick, backup and temporary care.  
Note: Percentages do not total 100% because of rounding.

**Child Care Scholarship Program (CCS)\***  
**LOCATE Calls received from parents with children eligible for CCS**  
3 children (30.0%)  
Source: LOCATE: Child Care at Maryland Family Network, Baltimore (7/1/18-6/30/19).

**LOCATE Calls received from parents with children receiving CCS**  
**6 (60.0% of all calls)**  
Source: LOCATE: Child Care at Maryland Family Network, Baltimore (7/1/18-6/30/19).  
\* Formerly Child Care Subsidy Program

## Supply of Child Care

**Child Care Scholarship Program (CCS)\***  
**Family Child Care Providers willing to care for CCS children in Somerset County**  
9 (39.1% of total family child care providers)

**Child Care Centers willing to care for CCS children in Somerset County**  
3 (60.0% of total child care centers)  
LOCATE: Child Care at Maryland Family Network Baltimore, June 2019.  
\* Formerly Child Care Subsidy Program

**Somerset County FY19 Allocation**  
\$691,424 = 155 full-time children  
Source: Maryland State Department of Education, Office of Child Care.

**Special Needs Child Care**  
**Family providers who serve/have served children with special needs**  
10 (43.5% of total family child care providers in Somerset)

**Centers who serve/have served children with special needs**  
3 (60.0% of total child care centers in Somerset)  
Source: LOCATE: Child Care at Maryland Family Network, Baltimore (7/1/18-6/30/19).



## Definitions

**Before/After-School Care:** School-Age child care offers care to children enrolled in Kindergarten or above. Care is provided before and/or after school and during school holidays/vacations. Programs are licensed by the Office of Child Care. Programs may operate from a school building or other licensed facility.

**Census of Population and Housing:** There are two versions of the Census questionnaire: a short form which asks a limited number of population and housing questions of all households, and a long form questionnaire which asks additional social and economic questions of a sample of all households. The user should note that data obtained from a sample are subject to sampling variability, and that there are limitations to many of these data.

**Child Care:** The care or supervision of a child when the child's parent has given the child's care over to another for some portion of a 24-hour-day as a supplement to the parent's primary care of the child. (OCC)

**Child Care Center:** Child care provided in a facility that, for part or all of the day, provides care to children in the absence of the parent. Centers are licensed by the Office of Child Care.

**Child Care Scholarship Program (CCS)\*:** Provides financial assistance to eligible families in securing care for their children in registered family child care homes or licensed child care centers while parents/guardians are attending school, working, or in job training.

**Children with Special Needs:** Children who, because of a disability or other special educational, developmental, physical, emotional, behavioral, or medical condition, require additional care, or whose activities are restricted by a certain condition. (OCC)

**Current Median Family Income:** Current median family income is the value shown in a Geolytics report dated July 2019.

**Current Population Estimates:** Current population estimates are based on GeoLytics, Inc. Reports.

**Educational Attainment:** The highest level of school completed or the highest degree received. Educational attainment figures were used for persons over 25 years of age. (U.S. Bureau of the Census)

**Employer-Sponsored Centers:** A child care center located on-site or off-site which is sponsored by a corporation, business, or other employer. Employees are given priority for enrollment slots.

**Family Child Care:** The care given to a child younger than 13 years old or to a developmentally disabled person younger than 21 years old, in place of parental care for less than 24 hours a day, in a residence other than the child's residence and for which the provider is paid. Regulations allow a family child care provider to care for as many as eight children at any time. (OCC)

**Family Household Income:** Family includes a householder and one or more persons living in the same household who are related to the householder by birth, marriage, or adoption. A household can contain only one family for purposes of census tabulations. (U.S. Bureau of the Census)

**Head Start:** Project Head Start provides comprehensive developmental services for children from low-income families. Head Start is comprised of four components including Education, Health, Parent Involvement, and Social Services. Head Start Centers serve children from age 3 to school entry age from income eligible families.

**Infant/Toddler:** In the State of Maryland, "infant" means a child under 18 months old. "Toddler" means a child 18 months old or older but younger than 2 years old. (OCC) MFN reports "infant" as a child birth through 23 months of age.

**Kindergarten:** An instructional program for children who are 5 years old by September 1st of each academic year. Programs may be operated by a private or public school. Kindergarten is the year of school which precedes entrance to first grade.

**Nursery Schools:** An instructional program approved or exempted by the Maryland State Department of Education for children who are two through four years old. The maximum length of the program is 6 hours per day, however most operate only a few hours per day and may meet only two or three times per week for a nine month period.

**Owner Costs with Mortgage (Selected Monthly):** The sum of payments for mortgages, deeds of trust, contracts to purchase, or similar debts on the property; real estate taxes; fire hazard, and flood insurance on the property; utilities; and fuels. It also includes, where appropriate, the monthly condominium fees or mobile home costs. A housing unit is owner-occupied if the owner or co-owner lives in the unit even if it is mortgaged or not fully paid for. (U.S. Bureau of the Census)

## Definitions

**Part Day:** A program regulated by OCC with an educational focus for children one or two years before entering kindergarten. These programs are usually 2-3 hrs/day, 2-3 days/week, nine months/year.

**Pre-Kindergarten:** These are publicly funded pre-kindergarten programs for eligible 4-year-old children administered by local boards of education or qualified vendors. The programs have the overall goal of providing learning experiences to help children develop and maintain school readiness skills necessary for successful school performance. Local school systems shall enroll all 4-year-old applicants from economically disadvantaged or homeless families.

**Poverty Level:** The poverty guideline for a family of four persons was \$25,750 in 2019. (U.S. Department of Health and Human Services, JAN 2019)

**Renter Occupied Gross Monthly Rent:** Monthly contract rent plus the estimated average monthly cost of utilities and fuels, if these are paid by the renter. All occupied housing units which are not owner-occupied, whether they are rented for cash rent or occupied without payment of cash rent, are classified as renter-occupied. (U.S. Bureau of the Census)

**Unemployment Rate:** Civilians 16 years old and over are classified unemployed if they (1) were neither “at work” nor “with a job but not at work” during the reference week, and (2) were looking for work during the last four weeks, and (3) were available to accept a job. Also included were civilians who did not work at all during the reference week and were waiting to be called back to a job from which they had been laid off. (U.S. Bureau of the Census)

**Youth Camps (Licensed):** A day camp, residential camp, travel camp, or trip camp licensed by the Department of Health and Mental Hygiene.

The Maryland Child Care Resource Network is a public/private partnership designed to expand and improve child care delivery in Maryland. Maryland Family Network manages the Network and operates as its Statewide Coordinating Entity. Funding for this publication was made available by Maryland Family Network, the Maryland State Department of Education, and Maryland's business community.

For more information regarding the Child Care Demographic Reports, contact:

**Maryland Family Network**

1001 Eastern Avenue, 2nd Floor  
Baltimore, Maryland 21202  
tel 410.659.7701 fax 410.783.0814  
[www.marylandfamilynetwork.org](http://www.marylandfamilynetwork.org)

For information regarding technical assistance and training for the child care community, contact:

**Lower Shore Child Care Resource and Referral Center**

Suite 500  
East Campus Complex, Salisbury University  
Power and Wayne Streets, Salisbury, Maryland 21804  
tel 410.543.6650

*This publication was produced as a work for hire for the benefit of, and with funds from, the Maryland State Department of Education.*

©2020 Maryland State Department of Education

©2020 Maryland Family Network



MARYLAND  
FAMILY  
NETWORK

