



Maryland Child Care Resource Network

# Child Care Demographics

# 2021

## Howard County Report

Howard County is one of the nation's premier communities, centrally located between two of the largest metropolitan areas, Washington D.C. and Baltimore. It is at the center of the growing cyber security industry due to proximity to Fort George Meade, U.S. Cyber Command and National Security Agency. The county is also home to major research institutions such as Johns Hopkins Applied Physics Lab and companies like W.R. Grace, Merkle, Tenable Network Security, Medstar, and Maxim Healthcare Services.<sup>1</sup>

Corporate citizens range from health care organizations and biotech companies to information technology, telecom, foreign-owned corporations, wholesale distributors, and additive manufacturers.<sup>1</sup> Howard County's more than 10,000 businesses and government agencies employ more than 155,000 people.<sup>2</sup> At least 212 of these entities employ over 100 people or more.<sup>3</sup> Major employers include Byk Garner Inc, East Coast Fresh Cuts, Howard Community College, Johns Hopkins University, Johns Hopkins University Applied Physics Laboratory, Lorien Health Systems, Oracle Micros, and W R Grace & Co.<sup>3</sup>

1. <http://commerce.maryland.gov/Documents/ResearchDocument/AlleganyBef.pdf> Source: Maryland Department of Commerce, Brief Economic Facts, 2019.
2. [https://data.bls.gov/cew/apps/table\\_maker/v4/table\\_maker.htm#type=1&year=2020&qtr=1&own=5&ind=10&supp=0](https://data.bls.gov/cew/apps/table_maker/v4/table_maker.htm#type=1&year=2020&qtr=1&own=5&ind=10&supp=0) Source: U.S. Bureau of Labor Statistics, Quarterly Census of Employment and Wages, March 2020.
3. <https://www.dllr.state.md.us/lmi/emplists/> Source: Maryland Department of Labor, Major Employers List- Workforce Information & Performance, 2019

*The Maryland Child Care Resource Network and Maryland Family Network, Inc. are co-publishers of this Baltimore County Report for the Network's Maryland Child Care Demographics Report series. The series includes reports for the State, for each of Maryland's 23 counties and the City of Baltimore.*

This publication was produced as a work for hire for the benefit of, and with funds from, the Maryland State Department of Education.

## Frequently Requested Child Care Information

### Child Population 2010

Age Group	Number in age group
0-1	6,526
2-4	10,837
5-9	20,557
10-11	8,728
Total	46,648

Source: Maryland Department of Planning (MDP), 2010 Census Summary File 1.

### Child Care Costs as Compared to Other Major Household Expenses

The estimated current median family income in Howard is \$133,989<sup>6</sup>. A family of four that included a couple and two children ages 0-23 months and 2-4 years can be expected to have the following yearly household expenses:

Expense	Cost	% of Income
Child Care	\$ 27,537	20.6%
Infant <sup>1</sup>	\$13,709	
Preschooler <sup>2</sup>	\$13,829	
Food <sup>3</sup>	\$ 11,219	8.4%
Housing <sup>4</sup>	\$ 29,616	22.1%
Taxes <sup>5</sup>	\$ 36,082	26.9%
Total	\$ 104,454	78.0%

<sup>1</sup> Average cost of full-time care in a family child care home (LOCATE, 2020).  
<sup>2</sup> Average cost of full-time care in a child care center (LOCATE, 2020).  
<sup>3</sup> National average cost of food at home based on a moderate cost plan (Cost of Food at Home Estimated for Food Plans at Four Cost Level, July 2020), U.S. Average, United States Department of Agriculture).  
<sup>4</sup> Based on U.S. Bureau of the Census 2010 median selected owner costs with a mortgage; included mortgage, taxes, insurance and utilities.  
<sup>5</sup> State and local taxes per Comptroller of Maryland (2020), Medicare and FICA taxes per moneychimp.com (2020). Taxes do not reflect Earned Income Credit.  
<sup>6</sup> Current income as shown in the Geolytics Report dated July 2020. This data cannot be compared to previous data.

### Average Weekly Cost of Full-time Child Care

Howard County	Family Child Care Programs	Child Care Centers
0-23 months	\$ 263.63	\$ 385.72
2-4 years	\$ 227.85	\$ 265.94
5 years <sup>1</sup>	\$ 212.86	\$ 263.69
School Age Full <sup>2</sup>	\$ 181.12	\$ 216.98
School Age B/A <sup>3</sup>	\$ 123.90	\$ 126.18

Source: MFN/LOCATE: Child Care, 6/20.

<sup>1</sup> Average cost of full time care for a 5 year old. Defined as child being in full time child care or being in kindergarten and out-of-school child care, i.e., holidays, school closures and summers.  
<sup>2</sup> Average cost of full time care for a 6+ school age child (out-of-school child care, i.e., holidays, school closures and summers).  
<sup>3</sup> Average cost of before and after school child care.

### Number of Howard Children under 12 with Mothers in the Work Force<sup>1</sup>

42,500 – 78.4%<sup>2</sup> of total 2020 child population under 12 (54,209).

<sup>1</sup>Source: MFN/LOCATE: Child Care. <sup>2</sup>Percent based on 2010 census data. Total population number based on GeoLytics, Inc. report, 2020.

### Population Information

#### Child Population<sup>1</sup>

	2000		2010	
	Howard	Maryland	Howard	Maryland
0-3 years	10,559	209,218	10,113	217,560
3-4 years	7,689	144,175	7,250	146,928
5 years	4,004	74,546	3,851	72,700
6-9 years	16,714	316,772	16,706	294,168
10-11 years	8,251	162,481	8,728	151,023
Total	47,217	907,192	46,648	882,379

Source: U.S. Bureau of the Census, 2000, 2010.

#### Female Population (selected ages)

Age Group	2000	2010
20-24	5,538	6,957
25-29	8,263	8,973
30-34	10,732	9,256
Total	24,533	25,186

Source: U.S. Bureau of the Census, 2000, 2010.

#### Work Force Information

##### Total Population Ages 16+ in Work Force

	Howard	Maryland
<b>2010</b>		
Female	77,311	1,570,193
Male	85,000	1,623,215
<b>2000</b>		
Female	66,041	1,351,034
Male	73,844	1,418,491
<b>Change</b>		
Female	17.1% (+)	16.2% (+)
Male	15.1% (+)	14.4% (+)

Source: U.S. Bureau of the Census, 2000, 2010 American Community Survey (ACS).

#### Females (16+) with Children

Age Group	2000	2010	Change
Total females (16+) with children under 6	9,009	21,491	N/A*
Total females (16+) with children under 6 in the work force	6,218	N/A*	N/A*
Total females (16+) with children 6-17	20,583	51,979	N/A*
Total females (16+) with children 6-17 in the work force	16,533	N/A*	N/A*

Source: U.S. Bureau of the Census, 2010 ACS.  
\* Comparable data not available for 2010 census.

#### Total Population

	Howard	Maryland
2010	287,085	5,773,552
2000	247,842	5,296,486
1995	218,402	5,046,079
1990	187,328	4,780,753
1980	118,572	4,216,975

Source: U.S. Bureau of the Census, 2010, 2000, 1990, 1980.

#### Male Population (selected ages)

Age Group	2000	2010
20-24	5,495	7,770
25-29	7,731	8,756
30-34	9,793	8,376
Total	23,019	24,902

Source: U.S. Bureau of the Census, 2000, 2010.

#### Households

	2000	2010
Total household population	247,842	284,763
Total # of households	90,043	104,749
Average household size	2.75	2.72

Source: U.S. Bureau of the Census, 2000, 2010.

## Census Information

### Families and Poverty

	2000	%	2010	%	%Change
All Families	65,790	100%	76,333	100%	16.0%(+)
Families Below Poverty Level	1,688	2.6%	2,366	3.1%	40.2%(+)
All Families w/Children Under 6**	8,498	N/A*	7,805	100%	N/A*
Families w/Children Under 5 Below Poverty Level%	537	N/A*	N/A*	2.5%	N/A*
All Families w/Children Under 18	36,058	100%	38,764	100%	7.5%(+)
Families w/Children Under 18 Below Poverty Level	1,331	3.7%	1,706	4.4%	28.2%(+)

Source: U.S. Bureau of the Census, 2000, 2010. Prepared by MDP.  
\*Comparable data not available from 2010 Census.

### Educational Attainment

	%Adult Pop. Over Howard	%Adult Pop. Over 25 Yrs	Maryland	25 Yrs
High School Grad or Higher	182,236	94.3%	3,410,847	88.1%
Bachelor's Degree or Higher	114,133	59.1%	1,396,843	36.1%

Source: U.S. Bureau of the Census, 2010 ACS.

### Children and Poverty

	2000	%	2010	%	%Change
Total Related Children Under 18	65,807	100%	69,671	100%	5.9%(+)
Total Children Under 18 Below Poverty Level	2,831	4.3%	3,344	4.8%	18.1%(+)
Total Children Under 5 Below Poverty Level	706	4.1%	N/A*	2.1%	N/A*
Total Children 5-17 Below Poverty Level	2,125	4.4%	N/A*	5.6%	N/A*

Source: U.S. Bureau of the Census, 2000, 2010. Prepared by MDP.  
\*Comparable data not available from 2010 Census.

### Families

#### Howard

	Total # of All Families With Related Children Total	Under Age 6	Total # of All Families With Related Children Under Age 18
2000	65,790	8,498	36,058
2010	76,333	10,093	42,466
Change	16.0%(+)	18.8%(+)	17.8%(+)

#### Maryland

	Total # of All Families With Related Children Total	Under Age 6	Total # of All Families With Related Children Under Age 18
2000	1,359,318	150,011	662,172
2010	1,447,002	170,870	728,045
Change	6.5%(+)	13.9%(+)	9.9%(+)

Source: U.S. Bureau of the Census, 2000, 2010. Prepared by MDP.

### Income, Unemployment and Housing Information

#### Annual Wage Rate Information

Public School Teacher Salary Average (Howard County)	\$78,763
Public School Teacher Salary Average (MD)	\$73,444
Nonpublic School teacher Average (Maryland)	\$58,602
Family Child Care Provider (Maryland)	\$40,375
Child Care Center Director (Maryland)	\$41,168
Center Senior Staff/Teacher (Maryland)	\$26,054
Center Aide (Maryland)	\$18,183

Sources: MSDE, Jan 2020, Association of Independent Maryland Schools (AIMS), 2019-20 school year, and MFN's 2020 Statewide Survey of Family Child Care Providers and Child Care Centers.

#### Family Income

##### Median Family Income, 2010 Census

Howard	\$116,159
Maryland	\$83,137

Source: U.S. Bureau of the Census, 2010 ACS.

##### Median Household Income<sup>1</sup>:

Howard	\$116,863
Maryland	\$72,462

#### Income Distribution Percent Households

	Howard	Maryland
under \$25,000	7.8%	13.6%
\$25,000 - \$49,999	9.3%	16.6%
\$50,000 - \$74,999	11.2%	16.0%
\$75,000 +	71.7%	53.9%

Source: <sup>1</sup>GeoLytics, Inc. report, 2020. U.S. Bureau of the Census, 2014-2018 American Community Survey 5-Year Estimates. Data is not directly comparable to 2010 or earlier reports.

NOTE: Percentages may not total 100% because of rounding

#### Unemployment Rate

	Howard	Maryland
2000	1.7%	3.4%
2001	2.8%	4.0%
2002	2.8%	3.9%
2003	2.7%	4.1%
2004	2.5%	3.9%
2005	2.8%	3.9%
2006	2.7%	3.7%
2007	2.7%	3.6%
2008	3.3%	4.5%
2009	5.4%	7.1%
2010	5.4%	7.3%
2011	5.4%	7.2%
2012	4.9%	6.5%
2013	4.8%	6.2%
2014	4.4%	5.6%
2015	4.0%	5.0%
2016	3.6%	4.5%
2017	3.1%	4.3%
2018	3.6%	4.5%
2019	3.1%	3.9%
2020	6.7%	8.3%

Maryland Department of Labor, Licensing and Regulation (DLLR) 6/2020.

#### Housing Information

	Howard	Maryland
Owner-Occupied housing	77,574 (74%)	1,426,267 (67%)
Renter-Occupied housing	27,784 (26%)	701,172 (33%)

Note: Percentage is based on total occupied housing units.

	Howard	Maryland
Mean value of Owner-Occupied Housing	\$415,400	\$301,400
Median Selected Monthly Owner Costs With a Mortgage	\$2,468	\$2,016
Median Gross Residential Monthly Rent	\$1,374	\$1,131

Source: U.S. Bureau of the Census, 2010 ACS.

## Supply of Regulated Early Childhood Programs and Education

### Children's Programs by Type with Capacity/ Enrollment

	# of Programs	Open on 6/30/2020 <sup>2</sup>	Capacity <sup>1</sup>
Family Child Care Providers	290	203	2,220
*OCC Licensed Group Programs	181	N/A	13,856
8-12 Hour Child Care Centers	98	71	8,911
Infant/Toddler	62	57	1,354
Part-Day	18	10	N/A
Before/after School (School & Center-Based)	109	50	8,797
Employer-Sponsored Centers	5	1	151
Youth Camps	39	0	N/A
Nursery Schools	42	18	N/A
Private Kindergarten	19	14	N/A
**Head Start	4	2	264
***Public Pre-Kindergarten Sites	25	0	N/A

<sup>1</sup>Capacity total refers to capacity prior to COVID-19 restrictions. Capacity during COVID-19 restrictions is not available.

<sup>2</sup>Reflects the number of providers that were open as of June 30, 2020 during COVID-19 restrictions.

\*Note: Numbers do not total because facilities may have more than one type of program. Unless otherwise indicated, all programs are privately funded.

\*\* Federally funded programs which include Head Start, Early Head Start and Home-based Head Start.

\*\*\*State funded.

Source: MFN/LOCATE Child Care, 6/20; Maryland State Department of Education; Department of Health and Mental Hygiene.

### Education

#### Public and Private Schools (Elementary and Middle)

	Public	Private*
Elementary Schools	42	6
Middle Schools	20	0
Combined	0	17

#### Elementary School Enrollment

	Public	Private*
Pre-Kindergarten	1,360	3,310
Kindergarten	3,967	344
Grades 1 - 6	26,195	1,476
Total	31,522	5,130

Source: MSDE, 2019-20 school year. Enrollment figures are for September 30, 2019. Private schools include MSDE approved schools and those operated by a tax-exempt religious organization which hold a letter of exemption from approval in accordance with State law.

\*Self reported data from Maryland Nonpublic Schools as reported to MSDE.\*Self reported data from Maryland Nonpublic Schools as reported to MSDE.

### Density of Family Providers and Center Programs by Community/Zip Code

The following chart shows the number of registered family child care providers and licensed full-day child care centers in Howard as of June 30, 2020.

Community/ Zip Code	Family Providers	8-12 Hour %	Centers	%
Clarksville 21029	4	1.4	6	6.1
Columbia 21044	35	12.1	11	11.2
Columbia 21045	57	19.7	20	20.4
Columbia 21046	20	6.9	7	7.1
Cooksville 21723	1	0.3	0	0.0
Elkridge 21075	40	13.8	9	9.2
Ellicott City 21042	21	7.2	10	10.2
Ellicott City 21043	33	11.4	12	12.2
Fulton 20759	1	0.3	6	6.1
Glenelg 21737	2	0.7	0	0.0
Glenwood 21738	1	0.3	0	0.0
Hanover 21076	4	1.4	1	1.0
Highland 20777	0	0.0	1	1.0
Jessup 20794	10	3.4	2	2.0
Laurel 20723	51	17.6	6	6.1
Marriottsville 21104	1	0.3	3	3.1
Mt. Airy 21771	3	1.0	1	1.0
Savage 20763	0	0.0	1	1.0
Sykesville 21784	2	0.7	0	0.0
West Friendship 21794	3	1.0	0	0.0
Woodbine 21797	1	0.3	1	1.0
Woodstock 21163	0	0.0	1	1.0
Totals	290	100.0%	98	100.0%

Source: MFN/LOCATE: Child Care, 6/20. NOTE: Percentages may not total 100% because of rounding.

**Supply of Regulated Child Care**

1 dot = 1 home



Source: MFN/LOCATE: Child Care, 6/20.

**Density of Licensed 8-12 Hour Child Care Centers in Howard County**

---

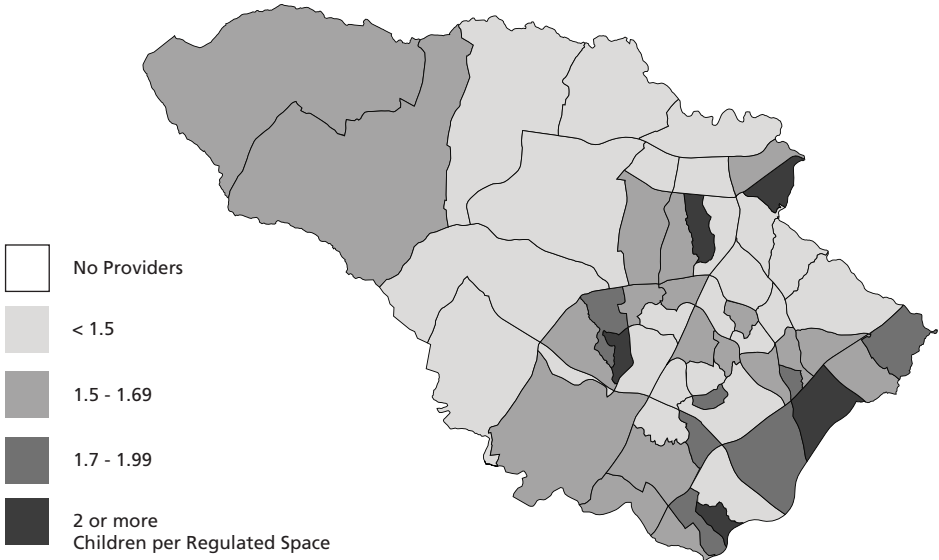
1 dot = 1 center



Source: MFN/LOCATE: Child Care, 6/20.

## Supply of Regulated Child Care

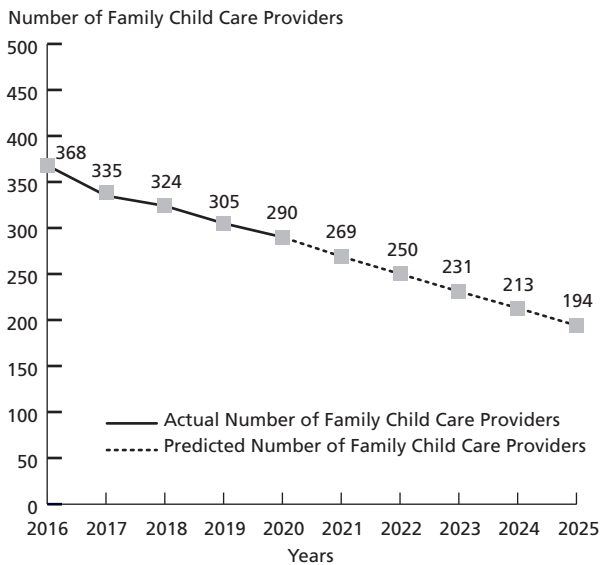
**Number of Children 0-5 Years Per Regulated Child Care Space by Census Tract**



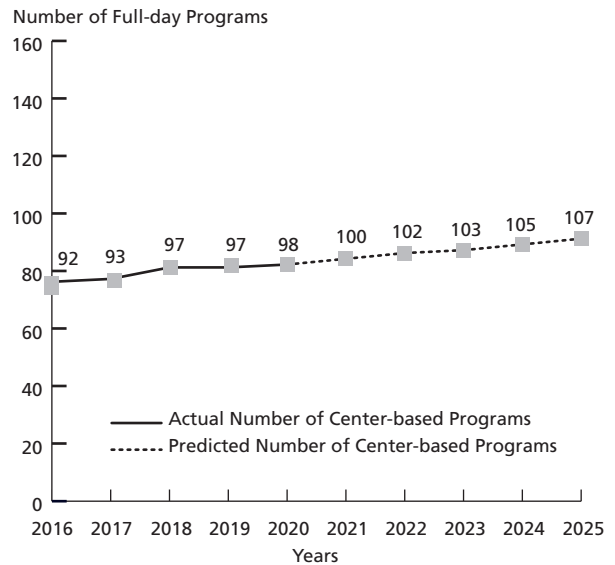
This map is based on census tracts defined by the U.S. Bureau of the Census. It does not accurately delineate land/water boundaries in some census tracts. Sources: U.S. Bureau of the Census, 2010. MFN/LOCATE: Child Care, 6/20.

## Past and Anticipated Growth Patterns for Family/Center Providers

**Family Child Care Providers in Howard 2016-2025**



**Center-based Programs in Howard 2016-2025 Full-day (8 to 12 hours)**



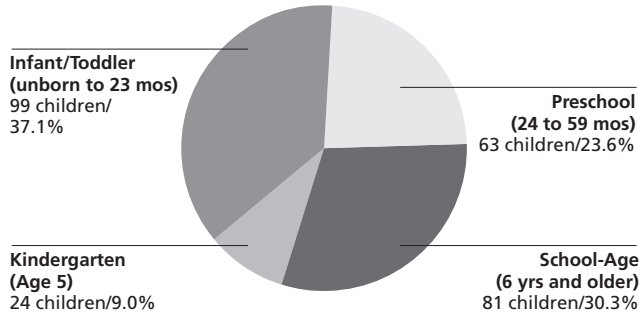
These predictions were generated with the use of the Multiple Regression Analysis and Forecasting template. The predictions generated by the Model do not reflect the effects of current changes to social programs affecting child care. Source: MFN/LOCATE: Child Care, 6/20.

HOWARD

### Demand for Child Care

#### Children Served by Age

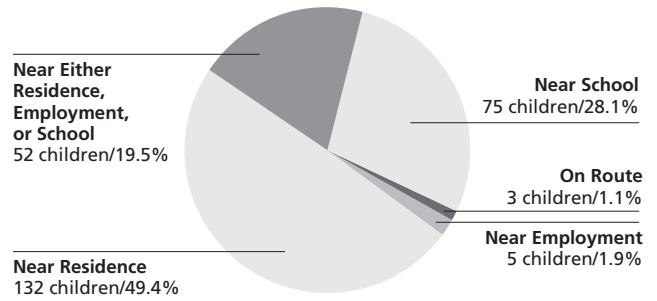
N=267



Source: LOCATE: Child Care at Maryland Family Network, Baltimore (7/1/19-6/30/20).  
NOTE: Percentages may not total 100% because of rounding.

#### Children Served by Locational Preferences for Care

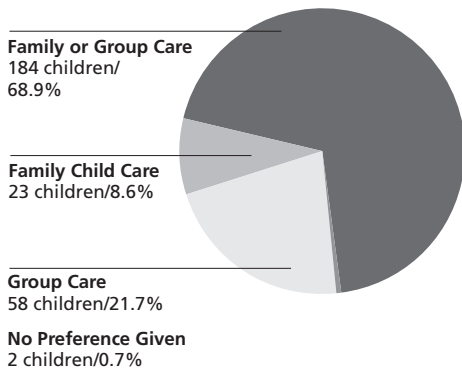
N=267



Source: LOCATE: Child Care at Maryland Family Network, Baltimore (7/1/19-6/30/20).  
NOTE: Percentages may not total 100% because of rounding.

#### Children Served by Type of Care Preferred

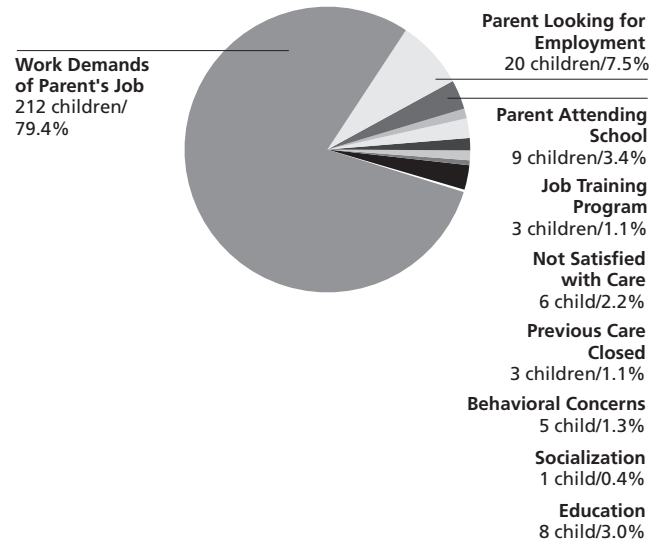
N=267



Source: LOCATE: Child Care at Maryland Family Network, Baltimore (7/1/19-6/30/20).  
NOTE: Percentages may not total 100% because of rounding.

#### Reason Child Care is Needed

N=267



Source: LOCATE: Child Care at Maryland Family Network, Baltimore (7/1/19-6/30/20).  
NOTE: Percentages may not total 100% because of rounding.



## Demand for Child Care

**Number of Children Served by LOCATE: Child Care**  
267 children (7/1/19-6/30/20)

**Full-time or Part-time Care Needs of Children Served** N=267

Full-time: 150 children (56.2%)
Part-time: 78 children (29.2%)
Other*: 39 children (14.6%)

\* Includes requests for sick, backup and temporary care.  
Source: LOCATE: Child Care at Maryland Family Network, Baltimore (7/1/19-6/30/20).

**Child Care Scholarship Program (CCS)\***

**LOCATE Calls received from parents with children eligible for Child Care Scholarship**  
47 (17.6% of all calls)

**LOCATE Calls received from parents with children receiving Child Care Scholarship**  
33 (12.4% of all calls)

Source: LOCATE: Child Care at Maryland Family Network, Baltimore (7/1/19-6/30/20)  
\* Formerly Child Care Subsidy Program.

**Major Reasons Parents Could Not Find Child Care in Howard County**

Reason	Count
Transportation	3
No vacancies for Head Start	1
Quality of care	1
Schedule	1

Source: LOCATE: Child Care at Maryland Family Network, Baltimore (7/1/19-6/30/20).

**Major Factors Important to Parents Who Found Child Care in Howard County**

Factor	Count
Environment	31
Proximity to home, school, work	31
Educational program	30
Caregiver	28
Cost	15
Hours of operation / part-time	12
Only program/provider with vacancy	5
Escort	2

Source: LOCATE: Child Care at Maryland Family Network, Baltimore (7/1/19-6/30/20).

## Supply of Child Care

**Child Care Scholarship Program (CCS)\***

**Family Child Care Providers willing to care for CCS children in Howard County**  
39 (13.4% of total family child care providers)

**Child Care Centers willing to care for CCS children in Howard County**  
32 (32.7% of total child care centers)

LOCATE: Child Care at Maryland Family Network Baltimore, June 2020.  
\* Formerly Child Care Subsidy Program.

**Howard County FY20 Allocation (estimated)**  
\$8,555,590 = 967 full-time children

**Additional Expenditures due to COVID-19 (actual)**  
\$3,979,996 = April, May & June 2020 aggregate

Source: Maryland State Department of Education, Office of Child Care.

**Special Needs Child Care**

**Family providers who serve/have served children with special needs**  
146 (50.3% of total family child care providers in Howard)

**Centers who serve/have served children with special needs**  
65 (66.3% of total child care centers in Howard)

Source: LOCATE: Child Care at Maryland Family Network, Baltimore (7/1/19-6/30/20).

## Definitions

**Before/After-School Care:** School-Age child care offers care to children enrolled in Kindergarten or above. Care is provided before and/or after school and during school holidays/vacations. Programs are licensed by the Office of Child Care. Programs may operate from a school building or other licensed facility.

**Census of Population and Housing:** There are two versions of the Census questionnaire: a short form which asks a limited number of population and housing questions of all households, and a long form questionnaire which asks additional social and economic questions of a sample of all households. The user should note that data obtained from a sample are subject to sampling variability, and that there are limitations to many of these data.

**Child Care:** The care or supervision of a child when the child's parent has given the child's care over to another for some portion of a 24-hour-day as a supplement to the parent's primary care of the child. (OCC)

**Child Care Center:** Child care provided in a facility that, for part or all of the day, provides care to children in the absence of the parent. Centers are licensed by the Office of Child Care.

**Child Care Scholarship Program (CCS)\*:** Provides financial assistance to eligible families in securing care for their children in registered family child care homes or licensed child care centers while parents/guardians are attending school, working, or in job training.

**Children with Special Needs:** Children who, because of a disability or other special educational, developmental, physical, emotional, behavioral, or medical condition, require additional care, or whose activities are restricted by a certain condition. (OCC)

**Current Median Family Income:** Current median family income is the value shown in a Geolytics report dated July 2020.

**Current Population Estimates:** Current population estimates are based on GeoLytics, Inc. Reports.

**Educational Attainment:** The highest level of school completed or the highest degree received. Educational attainment figures were used for persons over 25 years of age. (U.S. Bureau of the Census)

**Employer-Sponsored Centers:** A child care center located on-site or off-site which is sponsored by a corporation, business, or other employer. Employees are given priority for enrollment slots.

**Family Child Care:** The care given to a child younger than 13 years old or to a developmentally disabled person younger than 21 years old, in place of parental care for less than 24 hours a day, in a residence other than the child's residence and for which the provider is paid. Regulations allow a family child care provider to care for as many as eight children at any time. (OCC)

**Family Household Income:** Family includes a householder and one or more persons living in the same household who are related to the householder by birth, marriage, or adoption. A household can contain only one family for purposes of census tabulations. (U.S. Bureau of the Census)

**Head Start:** Project Head Start provides comprehensive developmental services for children from low-income families. Head Start is comprised of four components including Education, Health, Parent Involvement, and Social Services. Head Start Centers serve children from age 3 to school entry age from income eligible families.

**Infant/Toddler:** In the State of Maryland, "infant" means a child under 18 months old. "Toddler" means a child 18 months old or older but younger than 2 years old. (OCC) MFN reports "infant" as a child birth through 23 months of age.

**Kindergarten:** An instructional program for children who are 5 years old by September 1st of each academic year. Programs may be operated by a private or public school. Kindergarten is the year of school which precedes entrance to first grade.

**Nursery Schools:** An instructional program approved or exempted by the Maryland State Department of Education for children who are two through four years old. The maximum length of the program is 6 hours per day, however most operate only a few hours per day and may meet only two or three times per week for a nine month period.

**Owner Costs with Mortgage (Selected Monthly):** The sum of payments for mortgages, deeds of trust, contracts to purchase, or similar debts on the property; real estate taxes; fire hazard, and flood insurance on the property; utilities; and fuels. It also includes, where appropriate, the monthly condominium fees or mobile home costs. A housing unit is owner-occupied if the owner or co-owner lives in the unit even if it is mortgaged or not fully paid for. (U.S. Bureau of the Census)

## Definitions

**Part Day:** A program regulated by OCC with an educational focus for children one or two years before entering kindergarten. These programs are usually 2-3 hrs/day, 2-3 days/week, nine months/year.

**Pre-Kindergarten:** These are publicly funded pre-kindergarten programs for eligible 4-year-old children administered by local boards of education or qualified vendors. The programs have the overall goal of providing learning experiences to help children develop and maintain school readiness skills necessary for successful school performance. Local school systems shall enroll all 4-year-old applicants from economically disadvantaged or homeless families.

**Poverty Level:** The poverty guideline for a family of four persons was \$26,200 in 2020. (U.S. Department of Health and Human Services, JAN 2020)

**Renter Occupied Gross Monthly Rent:** Monthly contract rent plus the estimated average monthly cost of utilities and fuels, if these are paid by the renter. All occupied housing units which are not owner-occupied, whether they are rented for cash rent or occupied without payment of cash rent, are classified as renter-occupied. (U.S. Bureau of the Census)

**Unemployment Rate:** Civilians 16 years old and over are classified unemployed if they (1) were neither “at work” nor “with a job but not at work” during the reference week, and (2) were looking for work during the last four weeks, and (3) were available to accept a job. Also included were civilians who did not work at all during the reference week and were waiting to be called back to a job from which they had been laid off. (U.S. Bureau of the Census)

**Youth Camps (Licensed):** A day camp, residential camp, travel camp, or trip camp licensed by the Department of Health and Mental Hygiene.

The Maryland Child Care Resource Network is a public/private partnership designed to expand and improve child care delivery in Maryland. Maryland Family Network manages the Network and operates as its Statewide Coordinating Entity. Funding for this publication was made available by Maryland Family Network, the Maryland State Department of Education, and Maryland's business community.

For more information regarding the Child Care Demographic Reports, contact:

**Maryland Family Network**

1001 Eastern Avenue, 2nd Floor

Baltimore, Maryland 21202

tel 410.659.7701 fax 410.783.0814

[www.marylandfamilynetwork.org](http://www.marylandfamilynetwork.org)

For information regarding technical assistance and training for the child care community, contact:

**Howard County Child Care Resource Center**

3300 North Ridge Road, Suite 380

Ellicott City, MD 21043

tel 410.313.1940

*This publication was produced as a work for hire for the benefit of, and with funds from, the Maryland State Department of Education.*

©2021 Maryland State Department of Education

©2021 Maryland Family Network



MARYLAND  
FAMILY  
NETWORK

