



Maryland Child Care Resource Network

# Child Care Demographics

# 2022

## Garrett County Report

Garrett County is the westernmost county in Maryland, offering a central location to local major markets, interstates, available community-owned business parks, a variety of housing options, and an excellent workforce. This progressive community and dedicated workforce attract some of the best businesses that Maryland has to offer. The county is an attractive location for manufacturing, distribution, back office, call center, energy, agricultural, and recreation firms.

Garrett County is a designated HUBZone (Historically Under-Utilized Business) by the U.S. Small Business Administration, and is home to the Garrett Information Enterprise Center, supporting small technology businesses since 2002. Major employers include Garrett Regional Medical Center, Beitzel Corporation, Pillar Innovations, ClosetMaid, WISP Resort, and Phenix Technologies. The county's private sector industries generate \$1.0 billion in economic output.

<http://commerce.maryland.gov/Documents/ResearchDocument/GarrettBef.pdf>  
Source: Maryland Department of Commerce, Brief Economic Facts, 2019.

*The Maryland Child Care Resource Network and Maryland Family Network, Inc. are co-publishers of this Garrett County Report for the Network's Maryland Child Care Demographics Report series. The series includes reports for the State, for each of Maryland's 23 counties and the City of Baltimore.*

This publication was produced as a work for hire for the benefit of, and with funds from, the Maryland State Department of Education.

## Frequently Requested Child Care Information

### Child Population 2010

| Age Group | Number in age group |
|-----------|---------------------|
| 0-1       | 575                 |
| 2-4       | 978                 |
| 5-9       | 1,718               |
| 10-11     | 776                 |
| Total     | 4,047               |

Source: Maryland Department of Planning (MDP), 2010 Census Summary File 1.

### Child Care Costs as Compared to Other Major Household Expenses

The estimated current median family income in Garrett is \$60,072<sup>6</sup>. A family of four that included a couple and two children ages 0-23 months and 2-4 years can be expected to have the following yearly household expenses:

| Expense                  | Cost     | % of Income |
|--------------------------|----------|-------------|
| Child Care               | \$13,520 | 22.51%      |
| Infant <sup>1</sup>      | \$6,552  |             |
| Preschooler <sup>2</sup> | \$6,968  |             |
| Food <sup>3</sup>        | \$11,396 | 18.97%      |
| Housing <sup>4</sup>     | \$14,556 | 24.23%      |
| Taxes <sup>5</sup>       | \$9,275  | 15.44%      |
| Total                    | \$48,747 | 81.15%      |

<sup>1</sup> Average cost of full-time care in a family child care home (LOCATE, 2021).  
<sup>2</sup> Average cost of full-time care in a child care center (LOCATE, 2021).  
<sup>3</sup> National average cost of food at home based on a moderate cost plan (Cost of Food at Home Estimated for Food Plans at Four Cost Level, July 2021), U.S. Average, United States Department of Agriculture).  
<sup>4</sup> Based on U.S. Bureau of the Census 2010 median selected owner costs with a mortgage; included mortgage, taxes, insurance and utilities.  
<sup>5</sup> State and local taxes per Comptroller of Maryland (2021), Medicare and FICA taxes per moneychimp.com (2021). Taxes do not reflect Earned Income Credit.  
<sup>6</sup> Current income as shown in the Geolytics Report dated July 2021. This data cannot be compared to previous data.

### Average Weekly Cost of Full-time Child Care

| Garrett County               | Family Child Care Programs | Child Care Centers |
|------------------------------|----------------------------|--------------------|
| 0-23 months                  | \$126.00                   | \$137.92           |
| 2-4 years                    | \$113.33                   | \$134.00           |
| 5 year <sup>1</sup>          | \$114.55                   | \$128.75           |
| School Age Full <sup>2</sup> | \$112.27                   | \$128.75           |
| School Age B/A <sup>3</sup>  | \$62.61                    | \$41.67            |

Source: MFN/LOCATE: Child Care, 6/21.  
<sup>1</sup> Average cost of full time care for a 5 year old. Defined as child being in full time child care or being in kindergarten and out-of-school child care, i.e., holidays, school closures and summers.  
<sup>2</sup> Average cost of full time care for a 6+ school age child (out-of-school child care, i.e., holidays, school closures and summers).  
<sup>3</sup> Average cost of before and after school child care.

### Number of Garrett Children under 12 with Mothers in the Work Force<sup>1</sup>

2,857– 70.9%<sup>2</sup> of total 2021 child population under 12 (4,030).

<sup>1</sup>Source: MFN/LOCATE: Child Care. <sup>2</sup>Percent based on 2010 census data. Total population number based on GeoLytics, Inc. report, 2021.

### Population Information

#### Child Population<sup>1</sup>

|             | 2000    |          | 2010    |          |
|-------------|---------|----------|---------|----------|
|             | Garrett | Maryland | Garrett | Maryland |
| 0-3 years   | 1,074   | 209,218  | 899     | 217,560  |
| 3-4 years   | 736     | 144,175  | 654     | 146,928  |
| 5 years     | 412     | 74,546   | 359     | 72,700   |
| 6-9 years   | 1,737   | 316,772  | 1,359   | 294,168  |
| 10-11 years | 855     | 162,481  | 776     | 151,023  |
| Total       | 4,814   | 907,192  | 4,047   | 882,379  |

Source: U.S. Bureau of the Census, 2000, 2010.

#### Female Population (selected ages)

| Age Group | 2000  | 2010  |
|-----------|-------|-------|
| 20-24     | 724   | 755   |
| 25-29     | 868   | 756   |
| 30-34     | 967   | 756   |
| Total     | 2,559 | 2,267 |

Source: U.S. Bureau of the Census, 2000, 2010.

#### Work Force Information

##### Total Population Ages 16+ in Work Force

|               | Garrett  | Maryland  |
|---------------|----------|-----------|
| <b>2010</b>   |          |           |
| Female        | 6,764    | 1,570,193 |
| Male          | 8,307    | 1,623,215 |
| <b>2000</b>   |          |           |
| Female        | 6,232    | 1,351,034 |
| Male          | 7,620    | 1,418,491 |
| <b>Change</b> |          |           |
| Female        | 8.5% (+) | 16.2% (+) |
| Male          | 9.0% (+) | 14.4% (+) |

Source: U.S. Bureau of the Census, 2000, 2010 American Community Survey ACS.

#### Females (16+) with Children

| Age Group   | 2000  | 2010  | Change |
|---|-------|-------|--------|
| Total females (16+) with children under 6                   | 881   | 1,906 | N/A*   |
| Total females (16+) with children under 6 in the work force | 586   | N/A*  | N/A*   |
| Total females (16+) with children 6-17                      | 2,166 | 4,358 | N/A*   |
| Total females (16+) with children 6-17 in the work force    | 1,564 | N/A*  | N/A*   |

Source: U.S. Bureau of the Census, 2010 ACS.  
\* Comparable data not available for 2010 census.

#### Total Population

|      | Garrett | Maryland  |
|------|---------|-----------|
| 2010 | 30,097  | 5,773,552 |
| 2000 | 29,846  | 5,296,486 |
| 1995 | 29,550  | 5,046,079 |
| 1990 | 28,138  | 4,780,753 |
| 1980 | 26,498  | 4,216,975 |

Source: U.S. Bureau of the Census, 2010, 2000, 1990, 1980.

#### Male Population (selected ages)

| Age Group | 2000  | 2010  |
|-----------|-------|-------|
| 20-24     | 788   | 843   |
| 25-29     | 830   | 733   |
| 30-34     | 953   | 781   |
| Total     | 2,571 | 2,357 |

Source: U.S. Bureau of the Census, 2000, 2010.

#### Households

|                            | 2000   | 2010   |
|----------------------------|--------|--------|
| Total household population | 29,229 | 29,582 |
| Total # of households      | 11,476 | 12,057 |
| Average household size     | 2.55   | 2.45   |

Source: U.S. Bureau of the Census, 2000, 2010.

## Census Information

### Families and Poverty

|  | 2000  | %     | 2010  | %     | %Change  |
|--|-------|-------|-------|-------|----------|
| All Families                                     | 8,356 | 100%  | 8,437 | 100%  | 1.0%(+)  |
| Families Below Poverty Level                     | 826   | 9.9%  | 810   | 9.6%  | 1.9%(-)  |
| All Families w/Children Under 6                  | 807   | N/A*  | 653   | 100%  | N/A*     |
| Families w/Children Under 5 Below Poverty Level  | 232   | N/A*  | N/A*  | 20.1% | N/A*     |
| All Families w/Children Under 18                 | 3,746 | 100%  | 3,288 | 100%  | 12.2%(-) |
| Families w/Children Under 18 Below Poverty Level | 571   | 15.2% | 585   | 17.8% | 2.5%(+)  |

Source: U.S. Bureau of the Census, 2000, 2010. Prepared by MDP.  
\*Comparable data not available from 2010 Census.

### Educational Attainment

|                             | Garrett | %Adult Pop. Over 25 Yrs | Maryland  | %Adult Pop. Over 25 Yrs |
|-----------------------------|---------|-------------------------|-----------|-------------------------|
| High School Grad or Higher  | 17,657  | 84.2%                   | 3,410,847 | 88.1%                   |
| Associate Degree            | 1,365   | 6.5%                    | 244,750   | 6.3%                    |
| Bachelor's Degree or Higher | 3,685   | 17.6%                   | 1,396,843 | 36.1%                   |

Source: U.S. Bureau of the Census 2008-2010 ACS.

### Children and Poverty

|   | 2000  | %     | 2010  | %     | %Change  |
|---|-------|-------|-------|-------|----------|
| Total Related Children Under 18             | 6,873 | 100%  | 5,963 | 100%  | 13.2%(-) |
| Total Children Under 18 Below Poverty Level | 1,254 | 18.2% | 1,431 | 24.0% | 14.1%(+) |
| Total Children Under 5 Below Poverty Level  | 285   | 17.4% | NA*   | 26.6% | NA*      |
| Total Children 5-17 Below Poverty Level     | 969   | 18.5% | NA*   | 23.2% | NA*      |

Source: U.S. Bureau of the Census, 2000, 2010. Prepared by MDP.  
\*Comparable data not available from 2010 Census.

### Families

#### Garrett

|        | Total   | Total # of All Families With Related Children Under Age 6 | Total # of All Families With Related Children Under Age 18 |
|--------|---------|---|--|
| 2000   | 8,356   | 807   | 3,746  |
| 2010   | 8,437   | 740   | 3,561  |
| Change | 1.0%(+) | 8.3%(-)   | 4.9%(-)  |

#### Maryland

|        | Total     | Total # of All Families With Related Children Under Age 6 | Total # of All Families With Related Children Under Age 18 |
|--------|-----------|---|--|
| 2000   | 1,359,318 | 150,011   | 662,172  |
| 2010   | 1,447,002 | 170,870   | 728,045  |
| Change | 6.5%(+)   | 13.9%(+)  | 9.9%(+)  |

Source: U.S. Bureau of the Census, 2000, 2010. Prepared by MDP.

### Income, Unemployment and Housing Information

#### Annual Wage Rate Information

|  |          |
|--|----------|
| Public School Teacher Salary (Garrett County) <sup>1</sup> | \$49,679 |
| Public School Teacher Salary Average (MD) <sup>1</sup>     | \$63,849 |
| Nonpublic School Teacher Average (Maryland)                | \$60,500 |
| Family Child Care Provider (Maryland)                      | \$41,177 |
| Child Care Center Director (Maryland)                      | \$40,539 |
| Center Senior Staff/Teacher (Maryland)                     | \$25,537 |
| Center Aide (Maryland)                                     | \$17,889 |

<sup>1</sup>Maximum teacher salary with Bachelor's and Standard Professional Certificate (SPC). Sources: MSDE, Sept 2021, Association of Independent Maryland Schools (AIMS), 2020-21 school year, and MFN's 2021 Statewide Survey of Family Child Care Providers and Child Care Centers.

#### Family Income

| Median Family Income, 2010 Census |          |
|-----------------------------------|----------|
| Garrett                           | \$55,155 |
| Maryland                          | \$83,137 |

U.S. Bureau of the Census, 2000, 2010 American Community Survey (ACS).

#### Median Household Income<sup>1</sup>:

|          |          |
|----------|----------|
| Garrett  | \$50,070 |
| Maryland | \$85,454 |

| Income Distribution | Percent Households |          |
|---------------------|--------------------|----------|
|                     | Garrett            | Maryland |
| under \$25,000      | 20.6%              | 13.2%    |
| \$25,000 - \$49,999 | 26.7%              | 16.0%    |
| \$50,000 - \$74,999 | 18.6%              | 15.3%    |
| \$75,000 +          | 34.1%              | 55.5%    |

Source: <sup>1</sup>GeoLytics, Inc. report, 2021. U.S. Bureau of the Census, 2015-2019 American Community Survey 5-Year Estimates. Data is not directly comparable to 2010 or earlier reports.

NOTE: Percentages may not total 100% because of rounding

#### Unemployment Rate

|      | Garrett | Maryland |
|------|---------|----------|
| 2000 | 7.4%    | 3.4%     |
| 2001 | 4.8%    | 4.0%     |
| 2002 | 4.5%    | 3.9%     |
| 2003 | 4.4%    | 4.1%     |
| 2004 | 4.4%    | 3.9%     |
| 2005 | 3.9%    | 3.9%     |
| 2006 | 3.9%    | 3.7%     |
| 2007 | 3.8%    | 3.6%     |
| 2008 | 4.1%    | 4.5%     |
| 2009 | 6.9%    | 7.1%     |
| 2010 | 6.9%    | 7.3%     |
| 2011 | 6.4%    | 7.2%     |
| 2012 | 6.1%    | 6.5%     |
| 2013 | 6.1%    | 6.2%     |
| 2014 | 5.5%    | 5.6%     |
| 2015 | 5.3%    | 5.0%     |
| 2016 | 5.2%    | 4.5%     |
| 2017 | 5.5%    | 4.3%     |
| 2018 | 4.9%    | 4.5%     |
| 2019 | 4.6%    | 3.9%     |
| 2020 | 7.7%    | 8.3%     |
| 2021 | 6.2%    | 6.7%     |

Maryland Department of Labor, Licensing and Regulation (DLLR) 6/2021.

#### Housing Information

|                         | Garrett     | Maryland        |
|-------------------------|-------------|-----------------|
| Owner-Occupied housing  | 9,424 (77%) | 1,426,267 (67%) |
| Renter-Occupied housing | 2,880 (23%) | 701,172 (33%)   |

Note: Percentage is based on total occupied housing units.

|   | Garrett   | Maryland  |
|---|-----------|-----------|
| Mean value of Owner-Occupied Housing                | \$174,200 | \$301,400 |
| Median Selected Monthly Owner Costs With a Mortgage | \$1,213   | \$2,016   |
| Median Gross Residential Monthly Rent               | \$556     | \$1,131   |

Source: U.S. Bureau of the Census 2008-2010 ACS.

Supply of Regulated Early Childhood Programs and Education

Children’s Programs by Type with Capacity/  
Enrollment

|   | # of Programs | Capacity <sup>1</sup> |
|---|---------------|-----------------------|
| Family Child Care Providers                 | 12            | 105                   |
| *OCC Licensed Group Programs                | 11            | 308                   |
| 8-12 Hour Child Care Centers                | 9             | 189                   |
| Infant/Toddler                              | 6             | 37                    |
| Part-Day                                    | 0             | N/A                   |
| Before/after School (School & Center-Based) | 8             | 155                   |
| Employer-Sponsored Centers                  | 0             | 0                     |
| Nursery Schools                             | 0             | N/A                   |
| Private Kindergarten                        | 0             | N/A                   |
| **Head Start                                | 2             | 289                   |
| ***Public Pre-Kindergarten Sites            | 0             | N/A                   |

<sup>1</sup>Some providers may still be closed due to COVID 19 considerations.

<sup>2</sup>Public Pre K Closure due to COVID-19.

\*Note: Numbers do not total because facilities may have more than one type of program. Unless otherwise indicated, all programs are privately funded.

\*\* Federally funded programs which include Head Start, Early Head Start and Home-based Head Start.

\*\*\*State funded.

Source: MFN/LOCATE Child Care, 6/21; Maryland State Department of Education; Department of Health and Mental Hygiene.

Education

Public and Private Schools (Elementary and Middle)

|                    | Public | Private* |
|--------------------|--------|----------|
| Elementary Schools | 7      | 0        |
| Middle Schools     | 2      | 0        |
| Combined           | 1      | 4        |

Elementary School Enrollment

|                  | Public | Private* |
|------------------|--------|----------|
| Pre-Kindergarten | 157    | 0        |
| Kindergarten     | 254    | 0        |
| Grades 1 - 6     | 1,522  | 43       |
| Total            | 1,933  | 43       |

Source: MSDE, 2020-21 school year. Enrollment figures are for September 30, 2020. Private schools include MSDE approved schools and those operated by a tax-exempt religious organization which hold a letter of exemption from approval in accordance with State law.

\*Self reported data from Maryland Nonpublic Schools as reported to MSDE.

Density of Family Providers and Center Programs by School District

The following chart shows the number of registered family child care providers and licensed full-day child care centers in Garrett as of June 30, 2021.

| Community/<br>Zip Code | Family<br>Providers | 8-12 Hour<br>% Centers | %      |
|------------------------|---------------------|------------------------|--------|
| Accident               | 3                   | 25.0                   | 22.2   |
| Broadford              | 3                   | 25.0                   | 11.1   |
| Crellin                | 1                   | 8.3                    | 11.1   |
| Dennett Rd.            | 0                   | 0.0                    | 33.3   |
| Friendsville           | 1                   | 8.3                    | 0.0    |
| Grantsville            | 2                   | 16.7                   | 11.1   |
| Route 40               | 1                   | 8.3                    | 0.0    |
| Yough Glades           | 1                   | 8.3                    | 0.0    |
| Totals                 | 12                  | 100.0%                 | 100.0% |

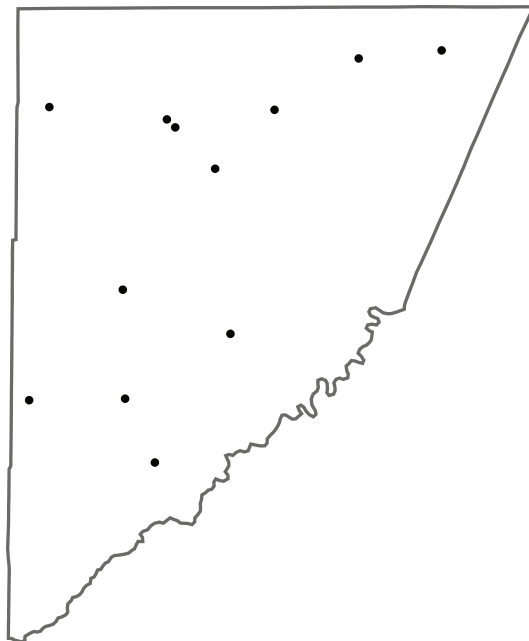
Source: MFN/LOCATE: Child Care, 6/21.

NOTE: Percentages may not total 100% because of rounding.

**Supply of Regulated Child Care**

**Density of Regulated Family Child Care Homes in Garrett County**

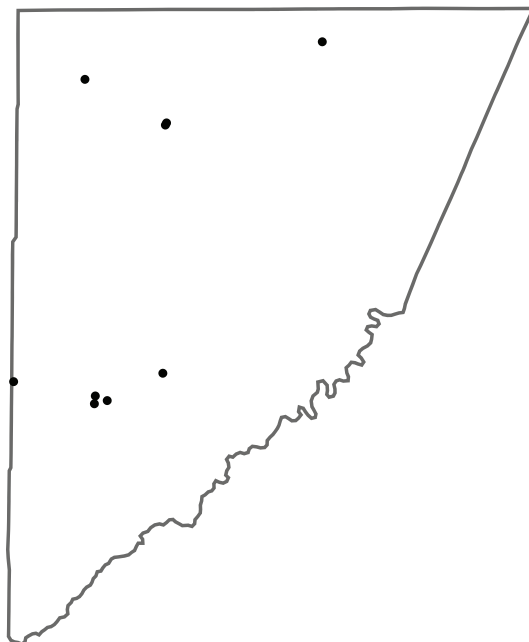
1 dot = 1 home



Source: MFN/LOCATE: Child Care, 6/21.

**Density of Licensed 8-12 Hour Child Care Centers in Garrett County**

1 dot = 1 center



Source: MFN/LOCATE: Child Care, 6/21.

## Supply of Regulated Child Care

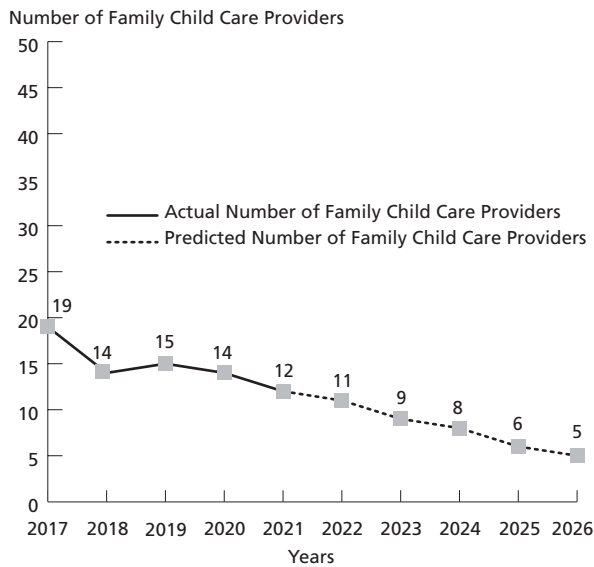
### Number of Children 0-5 Years Per Regulated Child Care Space by Census Tract



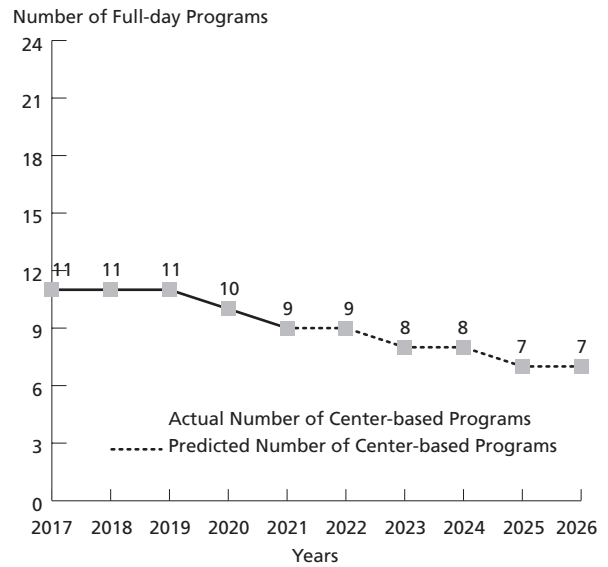
This map is based on census tracts defined by the U.S. Bureau of the Census. It does not accurately delineate land/water boundaries in some census tracts. Sources: U.S. Bureau of the Census, 2010. MFN/LOCATE: Child Care, 6/21.

## Past and Anticipated Growth Patterns for Family/Center Providers

### Family Child Care Providers in Garrett 2017-2026



### Center-based Programs in Garrett 2017-2026 Full-day (8 to 12 hours)



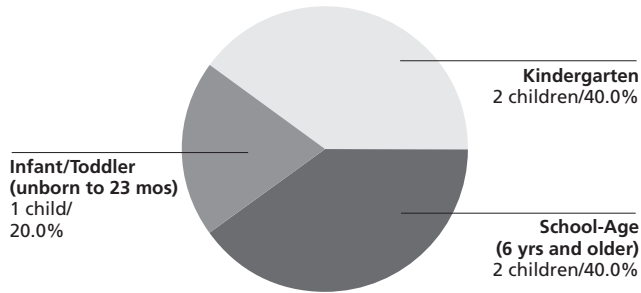
These predictions were generated with the use of the Multiple Regression Analysis and Forecasting template. The predictions generated by the Model do not reflect the effects of current changes to social programs affecting child care. Source: MFN/LOCATE: Child Care, 6/21.

GARRETT

### Demand for Child Care

#### Children Served by Age

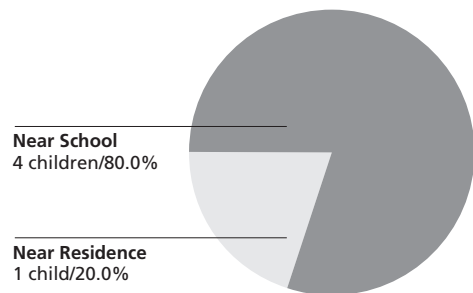
N=5



Source: LOCATE: Child Care at Maryland Family Network, Baltimore (7/1/20-6/30/21).

#### Children Served by Locational Preferences for Care

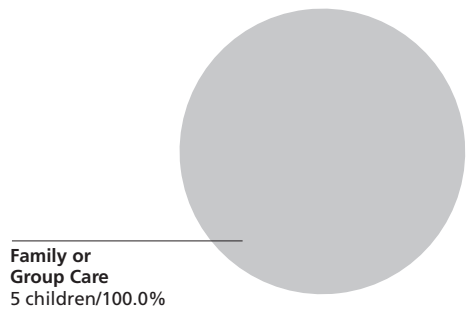
N=5



Source: LOCATE: Child Care at Maryland Family Network, Baltimore (7/1/20-6/30/21).

#### Children Served by Type of Care Preferred

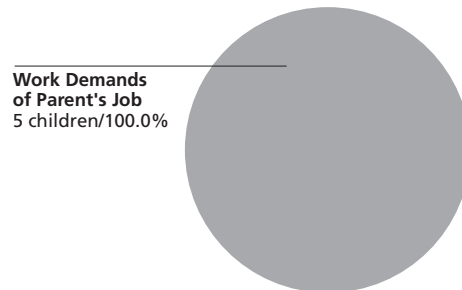
N=5



Source: LOCATE: Child Care at Maryland Family Network, Baltimore (7/1/20-6/30/21).

#### Reason Child Care is Needed

N=5



Source: LOCATE: Child Care at Maryland Family Network, Baltimore (7/1/20-6/30/21).



## Demand for Child Care

**Number of Children Served by LOCATE: Child Care**  
5 children (7/1/20-6/30/21)

### **Full-time or Part-time Care Needs of Children Served** N=5

Full-time: 3 children (60.0%)

Part-time: 2 children (40.0%)

Source: LOCATE: Child Care at Maryland Family Network, Baltimore (7/1/20-6/30/21).

### **Child Care Scholarship Program (CCS)\***

**LOCATE Calls received from parents with children eligible for Child Care Scholarship**  
1 (20.0% of all calls)

**LOCATE Calls received from parents with children receiving Child Care Scholarship**  
2 (40.0% of all calls)

Source: LOCATE: Child Care at Maryland Family Network, Baltimore (7/1/20-6/30/21).  
\* Formerly Child Care Subsidy Program

## Supply of Child Care

### **Child Care Scholarship Program (CCS)\***

**Family Child Care Providers willing to care for CCS children in Garrett County**  
8 (66.7% of total family child care providers)

**Child Care Centers willing to care for CCS children in Garrett County**  
5 (55.6% of total child care centers)

LOCATE: Child Care at Maryland Family Network Baltimore, June 2021.  
\* Formerly Child Care Subsidy Program

**Garrett County FY21 Allocation (estimated)**  
\$161,425 = 36 estimated number of children enrolled

Source: Maryland State Department of Education, Office of Child Care.

### **Special Needs Child Care**

**Family providers who serve/have served children with special needs**  
6 (50.0% of total family child care providers in Garrett)

**Centers who serve/have served children with special needs**  
5 (55.6% of total child care centers in Garrett)

Source: LOCATE: Child Care at Maryland Family Network, Baltimore (7/1/20-6/30/21).

## Definitions

**Before/After-School Care:** School-Age child care offers care to children enrolled in Kindergarten or above. Care is provided before and/or after school and during school holidays/vacations. Programs are licensed by the Office of Child Care. Programs may operate from a school building or other licensed facility.

**Census of Population and Housing:** There are two versions of the Census questionnaire: a short form which asks a limited number of population and housing questions of all households, and a long form questionnaire which asks additional social and economic questions of a sample of all households. The user should note that data obtained from a sample are subject to sampling variability, and that there are limitations to many of these data.

**Child Care:** The care or supervision of a child when the child's parent has given the child's care over to another for some portion of a 24-hour-day as a supplement to the parent's primary care of the child. (OCC)

**Child Care Center:** Child care provided in a facility that, for part or all of the day, provides care to children in the absence of the parent. Centers are licensed by the Office of Child Care.

**Child Care Scholarship Program (CCS)\*:** Provides financial assistance to eligible families in securing care for their children in registered family child care homes or licensed child care centers while parents/guardians are attending school, working, or in job training.

**Children with Special Needs:** Children who, because of a disability or other special educational, developmental, physical, emotional, behavioral, or medical condition, require additional care, or whose activities are restricted by a certain condition. (OCC)

**Current Median Family Income:** Current median family income is the value shown in a Geolytics report dated July 2021.

**Current Population Estimates:** Current population estimates are based on GeoLytics, Inc. Reports.

**Educational Attainment:** The highest level of school completed or the highest degree received. Educational attainment figures were used for persons over 25 years of age. (U.S. Bureau of the Census)

**Employer-Sponsored Centers:** A child care center located on-site or off-site which is sponsored by a corporation, business, or other employer. Employees are given priority for enrollment slots.

**Family Child Care:** The care given to a child younger than 13 years old or to a developmentally disabled person younger than 21 years old, in place of parental care for less than 24 hours a day, in a residence other than the child's residence and for which the provider is paid. Regulations allow a family child care provider to care for as many as eight children at any time. (OCC)

**Family Household Income:** Family includes a householder and one or more persons living in the same household who are related to the householder by birth, marriage, or adoption. A household can contain only one family for purposes of census tabulations. (U.S. Bureau of the Census)

**Head Start:** Project Head Start provides comprehensive developmental services for children from low-income families. Head Start is comprised of four components including Education, Health, Parent Involvement, and Social Services. Head Start Centers serve children from age 3 to school entry age from income eligible families.

**Infant/Toddler:** In the State of Maryland, "infant" means a child under 18 months old. "Toddler" means a child 18 months old or older but younger than 2 years old. (OCC) MFN reports "infant" as a child birth through 23 months of age.

**Kindergarten:** An instructional program for children who are 5 years old by September 1st of each academic year. Programs may be operated by a private or public school. Kindergarten is the year of school which precedes entrance to first grade.

**Nursery Schools:** An instructional program approved or exempted by the Maryland State Department of Education for children who are two through four years old. The maximum length of the program is 6 hours per day, however most operate only a few hours per day and may meet only two or three times per week for a nine month period.

**Owner Costs with Mortgage (Selected Monthly):** The sum of payments for mortgages, deeds of trust, contracts to purchase, or similar debts on the property; real estate taxes; fire hazard, and flood insurance on the property; utilities; and fuels. It also includes, where appropriate, the monthly condominium fees or mobile home costs. A housing unit is owner-occupied if the owner or co-owner lives in the unit even if it is mortgaged or not fully paid for. (U.S. Bureau of the Census)

## Definitions

**Part Day:** A program regulated by OCC with an educational focus for children one or two years before entering kindergarten. These programs are usually 2-3 hrs/day, 2-3 days/week, nine months/year.

**Pre-Kindergarten:** These are publicly funded pre-kindergarten programs for eligible 4-year-old children administered by local boards of education or qualified vendors. The programs have the overall goal of providing learning experiences to help children develop and maintain school readiness skills necessary for successful school performance. Local school systems shall enroll all 4-year-old applicants from economically disadvantaged or homeless families.

**Poverty Level:** The poverty guideline for a family of four persons was \$26,500 in 2021. (U.S. Department of Health and Human Services, Jan 2021)

**Renter Occupied Gross Monthly Rent:** Monthly contract rent plus the estimated average monthly cost of utilities and fuels, if these are paid by the renter. All occupied housing units which are not owner-occupied, whether they are rented for cash rent or occupied without payment of cash rent, are classified as renter-occupied. (U.S. Bureau of the Census)

**Unemployment Rate:** Civilians 16 years old and over are classified unemployed if they (1) were neither “at work” nor “with a job but not at work” during the reference week, and (2) were looking for work during the last four weeks, and (3) were available to accept a job. Also included were civilians who did not work at all during the reference week and were waiting to be called back to a job from which they had been laid off. (U.S. Bureau of the Census)

The Maryland Child Care Resource Network is a public/private partnership designed to expand and improve child care delivery in Maryland. Maryland Family Network manages the Network and operates as its Statewide Coordinating Entity. Funding for this publication was made available by Maryland Family Network, the Maryland State Department of Education, and Maryland's business community.

For more information regarding the Child Care Demographic Reports, contact:

**Maryland Family Network**

1001 Eastern Avenue, 2nd Floor  
Baltimore, Maryland 21202  
tel 410.659.7701 fax 410.783.0814  
[www.marylandfamilynetwork.org](http://www.marylandfamilynetwork.org)

For information regarding technical assistance and training for the child care community, contact:

**Child Care Choices**

226 South Jefferson Street  
Frederick, MD 21701  
tel 301.662.4549

*This publication was produced as a work for hire for the benefit of, and with funds from, the Maryland State Department of Education.*

©2022 Maryland State Department of Education

©2022 Maryland Family Network



MARYLAND  
FAMILY  
NETWORK



MARYLAND CHILD CARE  
RESOURCE NETWORK