



MARYLAND CHILD CARE
RESOURCE NETWORK

CHILD CARE DEMOGRAPHICS • 2023

Allegany County Report

The Maryland Child Care Resource Network and Maryland Family Network, Inc. are co-publishers of this Allegany County Report for the Network's Maryland Child Care Demographics Report series. The series includes reports for the State, for each of Maryland's 23 counties and the City of Baltimore.



MARYLAND
FAMILY
NETWORK

Frequently Requested Child Care Information

Allegany County is located in the beautiful mountains of Western Maryland equidistant from Baltimore, Washington D.C., and Pittsburgh. Allegany County is strategically located within a two-hour drive from those three metropolitan areas. The county is intersected by Interstate 68 and the main lines of CSX transportation, providing excellent access to major markets in the East and Midwest. Allegany County offers abundant, available labor, below market real estate costs, and growing technology education resources. A series of business parks have also been developed in Allegany tailored to a diverse economy including information technology, biotechnology, and advanced manufacturing. The county's low cost of living mixed with their progressive business environment make it a welcoming community for economic growth.

Allegany County is home to two Federal HUBZones which provide federal contracting preferences to small businesses. Major employers of Allegany County include Western Maryland Health System, Walmart Supercenter, Hunter Douglas Fabrication, Walter N Yoder & Sons Inc, YMCA, and Superfos packaging Inc. The county has 1,491 private sector establishments and the private sector industries generate \$1.8 billion in economic output. Allegany's top industries include retail trade, health care and social assistance, manufacturing, and transportation services.

Brief Economic Facts - Maryland Department of Commerce. <https://commerce.maryland.gov/Documents/ResearchDocument/AlleganyBef.pdf>. Economic Development - Allegany County, Maryland, <https://www.alleganyworks.org/>. "Allegany County - Major Employer Lists (Listed Alphabetically) - Workforce Information & Performance." Allegany County - Major Employer Lists - Office of Workforce Information and Performance (OWIP), <https://www.dlir.state.md.us/lmi/emplists/allegany.shtml>.

Child Population 2021

Age Group	Number in age group
0-2 years	1,712
3-4 years	1,357
5 years	751
6-8 years	2,056
9-11 years	1,917
Total Children in Households Aged 0-11	7,793

Source: US Bureau of the Census, American Community Survey 2021

Child Care Costs as Compared to Other Major Household Expenses

The estimated current median family income in Allegany is \$62,954⁶. A family of four that included a couple and two children ages 0-23 months and 2-4 years can be expected to have the following yearly household expenses:

Expense	Cost	% of Income
Child Care		
Infant ¹	\$7,369	
Preschooler ²	\$7,913	
Food ³	\$ 12,612	20.00%
Housing ⁴	\$ 12,924	20.50%
Taxes ⁵	\$ 5,955	9.50%
Total	\$ 46,774	74.30%

¹ Average cost of full-time care in a family child care home (LOCATE, 2022).

² Average cost of full-time care in a child care center (LOCATE, 2022). ³ National average cost of food at home based on a moderate cost plan (Cost of Food at Home Estimated for Food Plans at Four Cost Level, July 2022), U.S. Average, United States Department of Agriculture). ⁴Based on U.S. Bureau of the Census 2020 median selected owner costs with a mortgage; included mortgage, taxes, insurance and utilities. ⁵State and local taxes per Comptroller of Maryland (2022), Medicare and FICA taxes per moneychimp.com (2022). Taxes do not reflect Earned Income Credit. ⁶Current income as shown in the Geolytics Report dated July 2022. This data cannot be compared to previous data.

Average Weekly Cost of Full-time Child Care

	Family Child Care Programs	Child Care Centers
0-23 months	\$ 141.72	\$ 195.00
2-4 years	\$ 127.11	\$ 152.18
5 years ¹	\$ 123.79	\$ 151.39
School Age Full ²	\$ 123.79	\$ 148.06
School Age B/A ³	\$ 74.76	\$ 92.13

Source: MFN/LOCATE: Child Care, 6/22.

¹Average cost of full time care for a 5 year old. Defined as child being in full time child care or being in kindergarten and out-of-school child care, i.e., holidays, school closures and summers. ²Average cost of full time care for a 6+ school age child (out-of-school child care, i.e., holidays, school closures and summers).

³Average cost of before and after school child care.

Population Information

Child Population¹

	2011		2021	
	Allegany	Maryland	Allegany	Maryland
0-2 years	2,163	215,677	1,712	210,211
3-4 years	1,258	149,276	1,357	153,201
5 years	622	73,189	751	73,309
6-8 years	2,125	216,607	2,056	226,304
9-11 years	2,219	224,348	1,917	235,320
Total	8,387	879,097	7,793	898,345

Source: US Bureau of the Census, American Community Survey 2011, 2021

Female Population (selected ages)

Age Group	2011	2021
Aged 20-24	2,928	2,724
Aged 25-29	1,751	1,689
Aged 30-34	1,662	1,543
Total Aged 20-34	6,341	5,956

Source: US Bureau of the Census, American Community Survey 2011, 2021

Work Force Information

Total Population Ages 16+ in Work Force

	Allegany	Maryland
2021		
Females	13,303	1,624,157
Males	15,270	1,706,122
2011		
Females	17,717	1,706,926
Males	19,097	1,772,418
Change		
Females	-24.9%	-4.8%
Males	-20.0%	-3.7%

Source: US Bureau of the Census, American Community Survey 2011, 2021

* Does not include the population Not in the Labor Force

Females Aged 16+ with Children Under 18

Age Group	2011	2021	Change
Females (16+) with children under 18	6,501	6,103	-6.1%
Females (16+) with children under 18, in the workforce	4,775	3,995	-16.3%

Source: US Bureau of the Census, American Community Survey 2011, 2021

Total Population

	Allegany	Maryland
2021	68,684	6,148,545
2011	74,788	5,736,545
2000	74,930	5,296,486
1990	74,946	4,780,753
1980	80,548	4,216,975

Source: US Bureau of the Census, 1980, 1990, 2000; American community Survey 2011, 2021

Male Population (selected ages)

Age Group	2011	2021
Aged 20-24	3,532	3,098
Aged 25-29	2,699	2,484
Aged 30-34	2,585	2,542
Total Aged 20-34	8,816	8,124

Source: US Bureau of the Census, American Community Survey 2011, 2021

Households

	2011	2021
Total household population	66,924	60,172
Total number of households	28,596	27,563
Average household size	2.34	2.18

Source: US Bureau of the Census, American Community Survey 2011, 2021

Census Information

Families and Poverty

	2011	% in Poverty	2021	% in Poverty	% Change
All Families	17,781		16,012		-9.9%
Families Below Poverty Level	1,700	9.6%	1,496	9.3%	-12.0%
All Families with Children Under 5	2,433		2,747		12.9%
All Families w Children Under 5 Below Poverty Level	524	21.5%	549	20.0%	4.8%
All Families w Children Under 18	7,130		6,817		-4.4%
All Families w Children Under 18 Below Poverty Level	1,213	17.0%	1,122	16.5%	-7.5%

Source: US Bureau of the Census, American Community Survey 2011, 2021

Children and Poverty

	2011	% in Poverty	2021	% in Poverty	% Change
Total Related Children Under 18	12,773		11,586		-9.3%
Total Children Under 18 Below Poverty Level	2,480	19.4%	2,014	17.40%	-18.8%
Total Children Under 5 Below Poverty Level	751	23.1%	583	19.40%	-22.4%
Children 5-17 Below Poverty Level	1,729	18.2%	1,431	16.70%	-17.2%
All Families w Children Under 18 Below Poverty Level	1,213	17.0%	1,122	16.5%	-7.5%

Source: US Bureau of the Census, American Community Survey 2011, 2021

Educational Attainment for Adults over 25 Years

	Allegany	% of Adults	Maryland	% of Adults
Total Adults Aged 25 or More	48,094		4,240,795	
High School Graduate or Higher	43,412	90.8%	3,849,442	90.8%
Bachelors Degree or Higher	9,700	20.2%	1,762,482	41.6%

Source: US Bureau of the Census, American Community Survey 2011, 2021

Families

Allegany	2011	2021	% Change
Total Families	17,781	16,012	-9.9%
Total # of All Families with Related Children Under Age 6*	2,347	2,839	21.0%
Total # of All Families with Related Children Under Age 18	6,501	6,130	-5.7%

Maryland	2011	2021	% Change
Total Families	1,428,101	1,516,689	6.2%
Total # of All Families with Related Children Under Age 6*	269,284	260,117	-3.4%
Total # of All Families with Related Children Under Age 18	656,740	638,539	-2.8%

Source: US Bureau of the Census, American Community Survey 2011, 2021

*Includes Families with children under 6 AND Families with children under 6 and aged 6-17

Income, Unemployment and Housing Information

Annual Wage Rate Information

Public School Teacher Salary (Allegany County) ¹	\$63,854
Public School Teacher Salary Average (MD)	\$64,259
Nonpublic School teacher Average (Maryland)	\$60,500
Family Child Care Provider (Maryland)	\$41,753
Child Care Center Director (Maryland)	\$41,372
Center Senior Staff/Teacher (Maryland)	\$25,905
Center Aide (Maryland)	\$17,491

¹Maximum Teacher Salary with Bachelor's and Standard Professional Certificate (SPC) Sources: MSDE, Sept 2022; Association of Independent Maryland Schools (AIMS), 2021-22 school year, and MFN's 2022 Statewide Survey of Family Child Care Providers and Child Care Centers.

Family Income

Median Family Income

Allegany	\$66,549
Maryland	\$111,378

Source: US Bureau of the Census, American Community Survey 2011, 2021

Median Household Income¹:

Allegany	\$51,090
Maryland	\$91,431

Income Distribution	Percent Households	
	Allegany	Maryland
Under \$25,000	24.0%	12.3%
\$25,000-\$49,999	25.0%	14.6%
\$50,000-\$74,999	18.0%	14.7%
\$75,000 +	33.0%	58.5%
Total Households	27,563	2,294,270

Source: US Bureau of the Census, American Community Survey 2011, 2021

Unemployment Rate

	Allegany	Maryland
2001	6.6%	3.4%
2002	6.3%	4.0%
2003	5.3%	4.1%
2004	5.6%	3.9%
2005	6.2%	3.9%
2006	5.0%	3.7%
2007	4.9%	3.6%
2008	5.6%	4.5%
2009	7.5%	7.1%
2010	8.7%	7.3%
2011	8.4%	7.2%
2012	7.5%	6.5%
2013	7.5%	6.2%
2014	6.5%	5.6%
2015	6.1%	5.0%
2016	6.3%	4.5%
2017	5.9%	4.3%
2018	6.1%	4.5%
2019	5.8%	3.9%
2020	9.7%	8.3%
2021	7.4%	6.7%
2022	4.6%	3.7%

Maryland Department of Labor, 6/2022.

Housing Information

	Allegany	%	Maryland	%
Owner-Occupied housing	18,952	68.8%	1,543,719	67.3%
Renter-Occupied housing	8,611	31.2%	750,551	32.7%
Mean Value of Owner-Occupied Housing	\$131,500		\$338,500	
Median Selected Monthly Owner Costs with a Mortgage	\$1,107		\$2,111	
Median Gross Residential Monthly Rent	\$719		\$1,485	

Source: US Bureau of the Census, American Community Survey 2011, 2021

Supply of Regulated Early Childhood Programs and Education

Children's Programs by Type with Capacity/ Enrollment

	# of Programs	Capacity ¹
Family Child Care Providers	40	322
*OCC Licensed Group Programs	21	1,111
8-12 Hour Child Care Centers	14	899
Infant/Toddler	5	63
Part-Day	3	N/A
Before/after School (School & Center-Based)	14	846
Employer-Sponsored Centers	1	20
Nursery Schools	5	N/A
Public Kindergarten	1	N/A
**Head Start	6	0
***Public Pre-Kindergarten Sites	13	N/A
Total Infant/Toddler	45	146

¹Some providers may still be closed due to COVID 19 considerations.

*Note: Numbers do not total because facilities may have more than one type of program. Unless otherwise indicated, all programs are privately funded.

** Federally funded programs which include Head Start, Early Head Start and Home-based Head Start.

***State funded.

Source: MFN/LOCATE Child Care, 6/22; Maryland State Department of Education; Department of Health and Mental Hygiene.

Density of Family Providers and Center Programs by School District

The following chart shows the number of registered family child care providers and licensed full-day child care centers in Allegany as of June 30, 2022.

Community/ Zip Code	Family Providers	8-12 Hour %	Centers	%
Cresaptown	3	7.5	1	7.1
Cumberland	25	62.5	7	50.0
Frostburg	8	20.0	4	28.6
LaValle	2	5.0	1	7.1
Mount Savage	1	2.5	0	0.0
Oldtown	1	2.5	0	0.0
Westernport	0	0.0	1	7.1
Totals	40	100.0	14	100.0%

Source: MFN/LOCATE: Child Care, 6/22. NOTE: Percentages may not total 100% because of rounding.

Education

Public and Private Schools (Elementary and Middle)

	Public	Private*
Elementary Schools	14	1
Middle Schools	4	0
Combined	0	5

Elementary School Enrollment

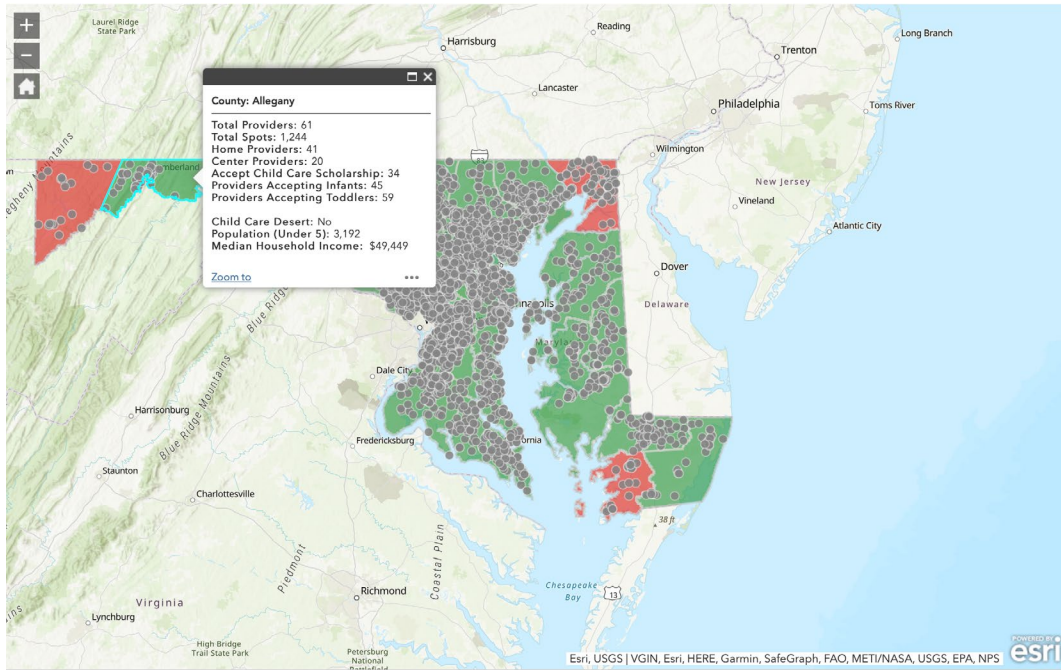
	Public	Private*
Pre-Kindergarten	439	78
Kindergarten	533	66
Grades 1 - 6	3,553	375
Total	4,525	519

Source: MSDE, 2021-22 school year. Enrollment figures are for September 30, 2021. Private schools include MSDE approved schools and those operated by a tax-exempt religious organization which hold a letter of exemption from approval in accordance with State law.

*Self reported data from Maryland Nonpublic Schools as reported to MSDE.

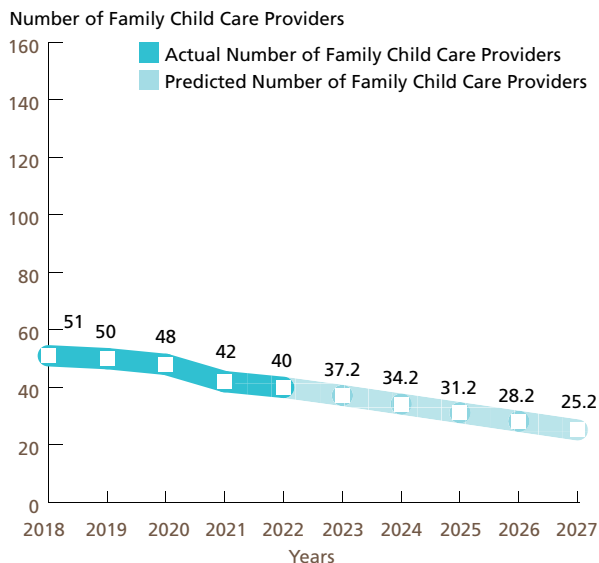
Supply of Regulated Child Care

Maryland Family Network and Upfront partnered to create a real-time map of Maryland's child care landscape to identify deserts by county, legislative, and congressional districts. <https://locatesearch.marylandfamilynetwork.org/map>

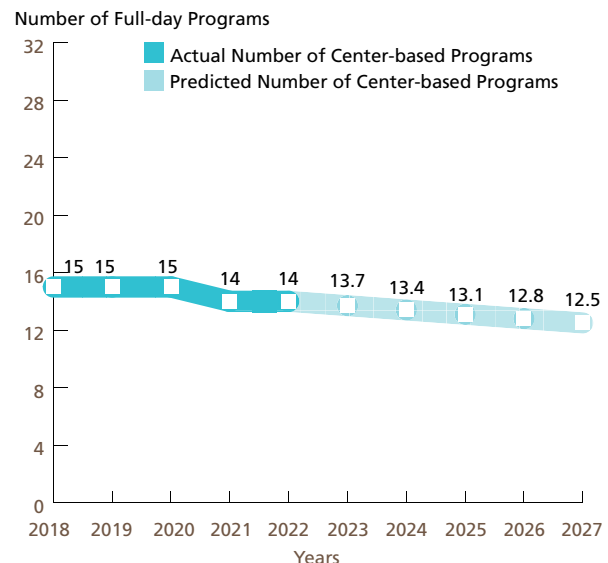


Past and Anticipated Growth Patterns for Family/Center Providers

Family Child Care Providers in Allegany 2018-2027



Center-based Programs in Allegany 2018-2027
Full-day (8 to 12 hours)



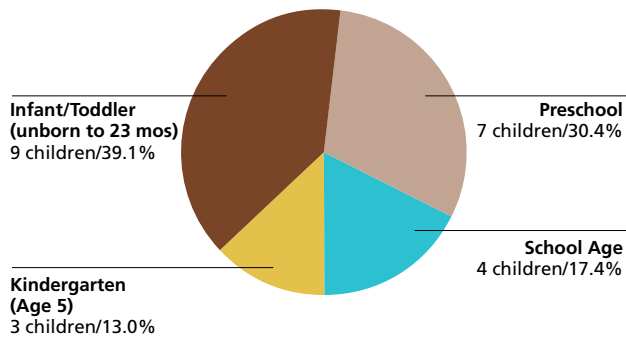
These predictions were generated with the use of the Multiple Regression Analysis and Forecasting template. The predictions generated by the Model do not reflect the effects of current changes to social programs affecting child care.

Source: MFN/LOCATE: Child Care, 6/22.

Demand for Child Care

Children Served by Age

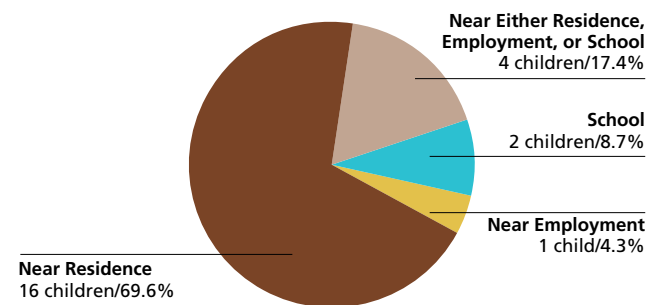
N=23



Source: LOCATE: Child Care at Maryland Family Network, Baltimore (7/1/21-6/30/22).
NOTE: Percentages may not total 100% because of rounding.

Children Served by Locational Preferences for Care

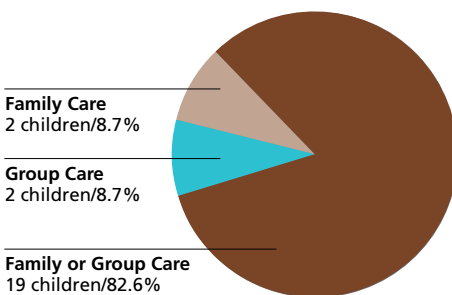
N=23



Source: LOCATE: Child Care at Maryland Family Network, Baltimore (7/1/21-6/30/22).
NOTE: Percentages may not total 100% because of rounding.

Children Served by Type of Care Preferred

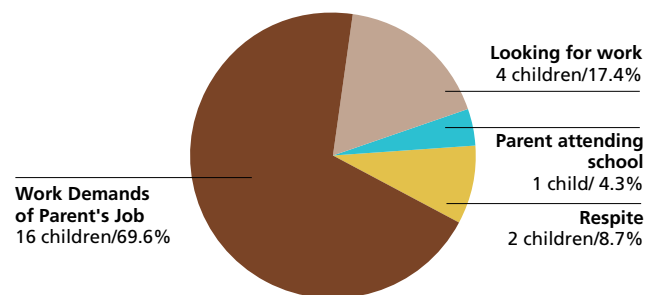
N=23



Source: LOCATE: Child Care at Maryland Family Network, Baltimore (7/1/21-6/30/22).
NOTE: Percentages may not total 100% because of rounding.

Reason Child Care is Needed

N=23



Source: LOCATE: Child Care at Maryland Family Network, Baltimore (7/1/21-6/30/22).
NOTE: Percentages may not total 100% because of rounding.

Demand for Child Care

Number of Children Served by LOCATE: Child Care
23 children (7/1/21-6/30/22)

Full-time or Part-time Care Needs of Children Served N=23

Full-time: 16 children (69.6%)

Part-time: 5 children (21.7%)

Other: 2 children (8.7%)

Source: LOCATE: Child Care at Maryland Family Network, Baltimore (7/1/21-6/30/22).

Child Care Scholarship Program (CCS)*

LOCATE Calls received from parents with children eligible for Child Care Scholarship
12 (52.2% of all calls)

LOCATE Calls received from parents with children receiving Child Care Scholarship
2 (8.7% of all calls)

Source: LOCATE: Child Care at Maryland Family Network, Baltimore (7/1/21-6/30/22).
* Formerly Child Care Subsidy Program

Supply of Child Care

Child Care Scholarship Program (CCS)*

Family Child Care Providers willing to care for CCS children in Allegany County
21 (52.5% of total family child care providers)

Child Care Centers willing to care for CCS children in Allegany County
11 (78.6% of total child care centers)

LOCATE: Child Care at Maryland Family Network Baltimore, June 2022.

* Formerly Child Care Subsidy Program

Allegany County FY22 Allocation (estimated)
\$1,220,924 = 207 full-time children enrolled

Source: Maryland State Department of Education, Office of Child Care.

Special Needs Child Care

Family providers who serve/have served children with special needs
28 (70.0% of total family child care providers in Allegany)

Centers who serve/have served children with special needs
10 (71.4% of total child care centers in Allegany)

Source: LOCATE: Child Care at Maryland Family Network, Baltimore (7/1/21-6/30/22).

Definitions

The American Community Survey (ACS): An ongoing survey that provides vital information on a yearly basis about our nation and its people. Information from the survey generates data that help determine how more than \$675 billion in federal and state funds are distributed each year. (Census.gov)

Before/After-School Care: School-Age child care offers care to children enrolled in Kindergarten or above. Care is provided before and/or after school and during school holidays/vacations. Programs are licensed by the Office of Child Care. Programs may operate from a school building or other licensed facility.

Census of Population and Housing: There are two versions of the Census questionnaire: a short form which asks a limited number of population and housing questions of all households, and a long form questionnaire which asks additional social and economic questions of a sample of all households. The user should note that data obtained from a sample are subject to sampling variability, and that there are limitations to many of these data.

Child Care: The care or supervision of a child when the child's parent has given the child's care over to another for some portion of a 24-hour-day as a supplement to the parent's primary care of the child. (OCC)

Child Care Center: Child care provided in a facility that, for part or all of the day, provides care to children in the absence of the parent. Centers are licensed by the Office of Child Care.

Child Care Scholarship Program (CCS)*: Provides financial assistance to eligible families in securing care for their children in registered family child care homes or licensed child care centers while parents/guardians are attending school, working, or in job training.

Children with Special Needs: Children who, because of a disability or other special educational, developmental, physical, emotional, behavioral, or medical condition, require additional care, or whose activities are restricted by a certain condition. (OCC)

Current Median Family Income: Current, median family income is from the American Community Survey 2017 to 2021.

Current Population Estimates: Current Population Estimates are based on the American Community Survey 2017 to 2021.

Educational Attainment: The highest level of school completed or the highest degree received. Educational attainment figures were used for persons over 25 years of age. (U.S. Bureau of the Census)

Employer-Sponsored Centers: A child care center located on-site or off-site which is sponsored by a corporation, business, or other employer. Employees are given priority for enrollment slots.

Family Child Care: The care given to a child younger than 13 years old or to a developmentally disabled person younger than 21 years old, in place of parental care for less than 24 hours a day, in a residence other than the child's residence and for which the provider is paid. Regulations allow a family child care provider to care for as many as eight children at any time. (OCC)

Family Income: Family includes a householder and one or more persons living in the same household who are related to the householder by birth, marriage, or adoption. A household can contain only one family for purposes of census tabulations. (U.S. Bureau of the Census)

Head Start: Project Head Start provides comprehensive developmental services for children from low-income families. Head Start is comprised of four components including Education, Health, Parent Involvement, and Social Services. Head Start Centers serve children from age 3 to school entry age from income eligible families.

Income of Households – This includes the income of the householder and all other individuals 15 years old and over in the household, whether they are related to the householder or not. Because many households consist of only one person, average household income is usually less than average family income.

Infant/Toddler: In the State of Maryland, "infant" means a child under 18 months old. "Toddler" means a child 18 months old or older but younger than 2 years old. (OCC) MFN reports "infant" as a child birth through 23 months of age.

Kindergarten: An instructional program for children who are 5 years old by September 1st of each academic year. Programs may be operated by a private or public school. Kindergarten is the year of school which precedes entrance to first grade.

Nursery Schools: An instructional program approved or exempted by the Maryland State Department of Education for children who are two through four years old. The maximum length of the program is 6 hours per day, however most operate only a few hours per day and may meet only two or three times per week for a nine month period.

Owner Costs with Mortgage (Selected Monthly): The sum of payments for mortgages, deeds of trust, contracts to purchase, or similar debts on the property; real estate taxes; fire hazard, and flood insurance on the property; utilities; and fuels. It also includes, where appropriate, the monthly condominium fees or mobile home costs. A housing unit is owner-occupied if the owner or co-owner lives in the unit even if it is mortgaged or not fully paid for. (U.S. Bureau of the Census)

Definitions

Part Day: A program regulated by OCC with an educational focus for children one or two years before entering kindergarten. These programs are usually 2-3 hrs/day, 2-3 days/week, nine months/year.

Pre-Kindergarten: These are publicly funded pre-kindergarten programs for eligible 4-year-old children administered by local boards of education or qualified vendors. The programs have the overall goal of providing learning experiences to help children develop and maintain school readiness skills necessary for successful school performance. Local school systems shall enroll all 4-year-old applicants from economically disadvantaged or homeless families.

Poverty Level: The poverty guideline for a family of four persons was \$27,750 in 2022. (U.S. Department of Health and Human Services, Jan 2021)

Renter Occupied Gross Monthly Rent: Monthly contract rent plus the estimated average monthly cost of utilities and fuels, if these are paid by the renter. All occupied housing units which are not owner-occupied, whether they are rented for cash rent or occupied without payment of cash rent, are classified as renter-occupied. (U.S. Bureau of the Census)

Unemployment Rate: Civilians 16 years old and over are classified unemployed if they (1) were neither “at work” nor “with a job but not at work” during the reference week, and (2) were looking for work during the last four weeks, and (3) were available to accept a job. Also included were civilians who did not work at all during the reference week and were waiting to be called back to a job from which they had been laid off. (U.S. Bureau of the Census)

The Maryland Child Care Resource Network is a public/private partnership designed to expand and improve child care delivery in Maryland. Maryland Family Network manages the Network and operates as its Statewide Coordinating Entity. Funding for this publication was made available by Maryland Family Network, the Maryland State Department of Education, and Maryland's business community.

For more information regarding the Child Care Demographic Reports, contact:

Maryland Family Network

1001 Eastern Avenue, 2nd Floor
Baltimore, Maryland 21202
tel 410.659.7701 fax 410.783.0814
www.marylandfamilynetwork.org

For information regarding technical assistance and training for the child care community, contact:

Child Care Choices

226 South Jefferson Street
Frederick, MD 21701
tel 301.662.4549

This publication was produced as a work for hire for the benefit of, and with funds from, the Maryland State Department of Education.

©2023 Maryland State Department of Education

©2023 Maryland Family Network



**MARYLAND CHILD CARE
RESOURCE NETWORK**

The Maryland Child Care Resource Network is a public/private partnership designed to expand and improve child care delivery in Maryland. Maryland Family Network manages the Network and operates as its Statewide Coordinating Entity.



This publication was produced as a work for hire for the benefit of, and with funds from, the Maryland State Department of Education.

Content revised February 2023



**MARYLAND
FAMILY
NETWORK**

1001 EASTERN AVENUE, 2ND FLOOR
BALTIMORE, MARYLAND 21202-4325
tel 410.659.7701 fax 410.783.0814

marylandfamilynetwork.org