



MARYLAND CHILD CARE  
RESOURCE NETWORK

## CHILD CARE DEMOGRAPHICS • 2023

### Maryland Report

*The Maryland Child Care Resource Network and Maryland Family Network, Inc. are co-publishers of this Maryland Report for the Network's Maryland Child Care Demographics Report series. The series includes reports for the State, for each of Maryland's 23 counties and the City of Baltimore.*



MARYLAND  
FAMILY  
NETWORK

### Frequently Requested Child Care Information

Maryland is at the center of the Boston-Atlanta Corridor on the Atlantic seaboard, and borders Washington, D.C., the nation's capital. Among the 50 states Maryland ranks 42nd in size and 19th in population, with a diversified economy rooted in high technology, biosciences and services, as well as revitalized manufacturing and international trade. Major federal facilities based in Maryland are the National Institutes of Health, National Institute of Standards and Technology, National Security Agency, Social Security Administration, Food and Drug Administration, Department of Homeland Security, and Census Bureau. It is home to four Foreign-Trade Zones, 38 State Enterprise Zones, and multiple transportation resources. Maryland's public k-12 school system is ranked fourth in the nation. There are 55 institutions of higher education with 17 of those designated by the National Security Agency and Department of Homeland Security as National Centers of Academic Excellence in Cyber Defense education and research. Maryland also ranks nationally regarding their workforce, the state has the second highest concentration of employed doctoral scientists and engineers.<sup>4</sup> Maryland's 163,000 businesses employ nearly 2.1 million workers<sup>5</sup>; at least 127 of these businesses employ 1000 or more people.<sup>6</sup> Major employers in Maryland include Johns Hopkins University, University of Maryland, Johns Hopkins Hospital, Lockheed Martin, Northrop Grumman Electronic Systems, Stephen James Association, BYK Gardener Inc., and the University of Maryland Medical Center.<sup>6</sup>

1 <https://commerce.maryland.gov/Documents/ResearchDocument/BriefEconomicFactsMaryland.pdf> Source: Maryland Department of Commerce, Brief Economic Facts, 2019

2 <https://commerce.maryland.gov/Documents/ResearchDocument/maryland-international-fact-sheet.pdf> Source: Maryland Department of Commerce, Maryland International Fact Sheet, 9/2019

3 <https://commerce.maryland.gov/fund/programs-for-businesses/enterprise-zone-tax-credit> Source: Maryland Department of Commerce, Enterprise Zone Tax Credit (EZ), 12/20/2019

4 <https://commerce.maryland.gov/about/rankings-and-statistics> Source: Maryland Department of Commerce Rankings and Statistics, 2021

5 <https://www.census.gov/quickfacts/fact/table/MD,US/PST045219> Source: United States Census Bureau, Quick Facts Maryland, United States, 2020

6 [https://data.bls.gov/cew/apps/table\\_maker/v4/table\\_maker.htm?type=1&year=2020&qtr=1&own=5&ind=10&supp=0](https://data.bls.gov/cew/apps/table_maker/v4/table_maker.htm?type=1&year=2020&qtr=1&own=5&ind=10&supp=0) Source: U.S. Bureau of Labor Statistics, Quarterly Census of Employment and Wages, March 2020.

7 <https://www.dllr.state.md.us/lmi/> Source: Maryland Department of Labor, 2022

### Child Population 2021

Age Group	Number in age group
0-2 years	210,211
3-4 years	153,201
5 years	73,309
6-8 years	226,304
9-11 years	235,320
<b>Total Children in Households Aged 0-11</b>	<b>898,345</b>

Source: US Bureau of the Census, American Community Survey 2021

### Child Care Costs as Compared to Other Major Household Expenses

County	Estimated Child Care Cost <sup>1</sup>	Median Family Income <sup>2</sup>	% of Median Income Spent On Child Care	Child Care Cost Ranked w/Other Major Household Exp <sup>3</sup>
Allegany	\$15,283	\$ 62,954	24.3%	1
Anne Arundel	\$26,127	\$119,273	21.9%	2
Baltimore County	\$23,773	\$ 97,332	24.4%	1
Calvert	\$21,513	\$125,476	17.1%	2
Caroline	\$15,583	\$ 70,293	22.2%	2
Carroll	\$22,396	\$115,452	19.4%	2
Cecil	\$20,467	\$ 93,589	21.9%	2
Charles	\$23,989	\$114,535	20.9%	2
Dorchester	\$15,796	\$ 69,010	22.9%	2
Frederick	\$24,480	\$115,536	21.2%	2
Garrett	\$13,520	\$ 67,976	19.9%	2
Harford	\$24,852	\$111,503	22.3%	1
Howard	\$30,306	\$148,026	20.5%	2
Kent	\$18,827	\$ 87,481	21.5%	2
Montgomery	\$35,713	\$133,556	26.7%	1
Prince George's	\$24,729	\$101,564	24.3%	2
Queen Anne's	\$18,465	\$113,689	16.2%	2
St. Mary's	\$21,195	\$110,946	19.1%	2
Somerset	\$14,582	\$ 54,138	26.9%	2
Talbot	\$17,346	\$ 90,878	19.1%	2
Washington	\$16,544	\$ 79,325	20.9%	2
Wicomico	\$17,534	\$ 71,467	24.5%	1
Worcester	\$17,870	\$ 85,157	21.0%	2
<b>Baltimore City</b>	<b>\$22,127</b>	<b>\$ 64,814</b>	<b>34.1%</b>	<b>1</b>

NOTE: Child Care and other household expenses are based on a family of 4 that included a couple and two children ages 0-23 months and 2-4 years. The household expenses considered include housing, income taxes, and food.

<sup>1</sup> Combined average of full-time care for an infant in a family child care home and a preschooler in a child care center (LOCATE, 2022). <sup>2</sup> Current income as shown in the Geolytics Report dated July 2022. This data cannot be compared to previous data. <sup>3</sup> Housing costs based on U.S. Bureau of the ACS 2020 median selected owner costs with a mortgage; included mortgage, taxes, insurance and utilities. State and local taxes per Comptroller of Maryland (2022). Medicare and FICA taxes per moneychimp.com (2022). Taxes do not reflect Earned Income Credit.

### Population Information

#### Child Population<sup>1</sup>

	2011	2021
0-2 years	215,677	210,211
3-4 years	149,276	153,201
5 years	73,189	73,309
6-8 years	216,607	226,304
9-11 years	224,348	235,320
<b>Total</b>	<b>879,097</b>	<b>898,345</b>

Source: US Bureau of the Census, American Community Survey 2011, 2021

#### Female Population (selected ages)

Age Group	2011	2021
Aged 20-24	190,618	185,618
Aged 25-29	197,053	203,202
Aged 30-34	186,004	214,422
<b>Total Aged 20-34</b>	<b>573,675</b>	<b>603,242</b>

Source: US Bureau of the Census, American Community Survey 2011, 2021

#### Work Force Information

##### Total Population Ages 16+ in Work Force

	Maryland
<b>2011</b>	
Females	1,624,157
Males	1,706,122
<b>2021</b>	
Females	1,706,926
Males	1,772,418
<b>Change</b>	
Females	-4.8%
Males	-3.7%

Source: US Bureau of the Census, American Community Survey 2011, 2021  
 \* Does not include the population Not in the Labor Force

#### Females (16+) with Children

Age Group	2011	2021	Change
Total Children Under 6 years old	422,297	419,582	-0.6%
Children Under 6 with all custodial parents working	300,213	308,423	2.7%
Total Children 6-17 years old	864,593	887,676	2.7%
Children 6-17 with all custodial parents working	672,897	689,627	2.5%

Source: US Bureau of the Census, American Community Survey 2011, 2021

#### Total Population

	Maryland
2021	6,148,545
2011	5,736,545
2000	5,296,486
1990	4,780,753
1980	4,216,975

Source: US Bureau of the Census, 1980, 1990, 2000; American community Survey 2011, 2021

#### Male Population (selected ages)

Age Group	2011	2021
Aged 20-24	197,840	190,425
Aged 25-29	191,621	203,656
Aged 30-34	175,800	208,619
<b>Total Aged 20-34</b>	<b>565,261</b>	<b>602,700</b>

Source: US Bureau of the Census, American Community Survey 2011, 2021

#### Households

	2011	2021
Total household population	5,597,203	6,010,454
Total number of households	2,128,377	2,294,270
Average household size	2.63	2.62

Source: US Bureau of the Census, American Community Survey 2011, 2021

#### Females Aged 16+ with Children Under 18

Age Group	2011	2021	Change
Females (16+) with children under 18	611,067	635,557	4.0%
Females (16+) with children under 18, in the workforce	485,688	469,845	-3.3%

Source: US Bureau of the Census, American Community Survey 2011, 2021

### Census Information

#### Families and Poverty

	2011	% in Poverty	2021	% in Poverty	% Change
All Families	1,428,101		1,516,689		6.2%
Families Below Poverty Level	86,544	6.1%	93,462	6.2%	0.1%
All Families with Children Under 5	272,705		258,007		-5.7%
All Families w Children Under 5 Below Poverty Level	32,625	12.0%	30,159	11.7%	-0.3%
All Families w Children Under 18	727,723		712,310		-2.2%
All Families w Children Under 18 Below Poverty Level	67,644	9.3%	68,016	9.5%	0.2%

Source: US Bureau of the Census, American Community Survey 2011, 2021

#### Children and Poverty

	2011	% in Poverty	2021	% in Poverty	% Change
Total Related Children Under 18	1,334,938		1,351,905		
Total Children Under 18 Below Poverty Level	153,486	11.5%	160,878	11.9%	0.4%
Total Children Under 5 Below Poverty Level	47,839	13.3%	44,630	12.5%	-0.8%
Children 5-17 Below Poverty Level	105,647	10.8%	116,248	11.7%	0.9%

Source: US Bureau of the Census, American Community Survey 2011, 2021

#### Educational Attainment for Adults over 25 Years

	Maryland	% of Adults
Total Adults Aged 25 or More	4,240,795	
High School Graduate or Higher	3,849,442	90.8%
Bachelors Degree or Higher	1,762,482	41.6%

Source: US Bureau of the Census, American Community Survey 2011, 2021

#### Families

Maryland	2011	2021	% Change
Total Families	1,428,101	1,516,689	6.2%
Total # of All Families with Related Children Under Age 6*	269,284	260,117	-3.4%
Total # of All Families with Related Children Under Age 18	656,740	638,539	-2.8%

Source: US Bureau of the Census, American Community Survey 2011, 2021

\*Includes Families with children under 6 AND Families with children under 6 and aged 6-17

#### Housing Information

	2011	%	2021	%
Total Occupied Housing Units	2,128,377		2,294,270	
Owner-Occupied housing	1,461,708	68.7%	1,543,719	67.3%
Renter-Occupied housing	666,669	31.3%	750,551	32.7%
Mean Value of Owner-Occupied Housing	\$319,800		\$338,500	
Median Selected Monthly Owner Costs with a Mortgage	\$2,066		\$2,111	
Median Gross Residential Monthly Rent	\$1,139		\$1,485	

Source: US Bureau of the Census, American Community Survey 2011, 2021

### Income, Unemployment and Housing Information

#### Annual Wage Rate Information

Public School Teacher Salary Average (MD)	\$64,259
Nonpublic School Teacher Average (Maryland)	\$60,500
Family Child Care Provider (Maryland)	\$41,753
Child Care Center Director (Maryland)	\$41,372
Center Senior Staff/Teacher (Maryland)	\$25,905
Center Aide (Maryland)	\$17,491

Sources: MSDE, Sept 2022, Association of Independent Maryland Schools (AIMS), 2021-22 school year, and MFN's 2022 Statewide Survey of Family Child Care Providers and Child Care Centers.

#### Family Income

Median Family Income	2011	2021
Maryland	\$87,233	\$111,378

Source: US Bureau of the Census, American Community Survey 2011, 2021

Median Household Income <sup>1</sup> :	2011	2021
Maryland	\$72,419	\$91,431

Income Distribution	Percent Households Maryland
Under \$25,000	15.1%
\$25,000-\$49,999	18.8%
\$50,000-\$74,999	17.7%
\$75,000 +	48.4%
Total Households	2,128,377
	2,294,270

Source: US Bureau of the Census, American Community Survey 2011, 2021

#### Average Weekly Cost of Full-time Child Care

Programs	Family Child Care	Child Care Centers
0-23 months	\$ 238.19	\$342.14
2-4 years	\$ 207.56	\$257.61
5 years <sup>1</sup>	\$ 188.74	\$239.01
School Age Full <sup>2</sup>	\$ 171.61	\$224.08
School Age B/A <sup>3</sup>	\$ 114.72	\$136.65

Source: MFN/LOCATE: Child Care, 6/22.

<sup>1</sup>Average cost of full time care for a 5 year old. Defined as child being in full time child care or being in kindergarten and out-of-school child care, i.e., holidays, school closures and summers. <sup>2</sup>Average cost of full time care for a 6+ school age child (out-of-school child care, i.e., holidays, school closures and summers). <sup>3</sup>Average cost of before and after school child care.

#### Unemployment Rate

Maryland	
2000	3.4%
2001	4.0%
2002	3.9%
2003	4.1%
2004	3.9%
2005	3.9%
2006	3.7%
2007	3.6%
2008	4.5%
2009	7.1%
2010	7.3%
2011	7.2%
2012	6.5%
2013	6.2%
2014	5.6%
2015	5.0%
2016	4.5%
2017	4.3%
2018	4.5%
2019	3.9%
2020	8.3%
2021	6.2%

Maryland Department of Labor, 6/2022.



### Supply of Regulated Early Childhood Programs and Education

#### Children's Programs by Type with Capacity/ Enrollment

	# of Programs	Capacity <sup>1</sup>
Family Child Care Providers	4,483	35,032
*OCC Licensed Group Programs	2,688	176,583
8-12 Hour Child Care Centers	1,790	129,786
Infant/Toddler	932	10,703
Part-Day	304	N/A
Before/after School (School & Center-Based)	1,729	115,344
Employer-Sponsored Centers	49	3,538
Nursery Schools	448	N/A
Private Kindergarten	181	N/A
**Head Start	129	9,211
***Public Pre-Kindergarten Sites	655	N/A
Total Infant/Toddler	5,248	20,384

\*Note: Numbers do not total because facilities may have more than one type of program. Unless otherwise indicated, all programs are privately funded.

\*\* Federally funded programs which include Head Start, Early Head Start and Home-based Head Start.

\*\*\*State funded.

Source: MFN/LOCATE Child Care, 6/22; Maryland State Department of Education; Department of Health and Mental Hygiene.

#### Education

##### Public and Private Schools (Elementary and Middle)

	Public	Private*
Elementary Schools	786	73
Middle Schools	213	3
Combined	84	386

##### Elementary School Enrollment

	Public	Private*
Pre-Kindergarten	27,767	21,878
Kindergarten	61,671	8,153
Grades 1 - 6	384,275	44,084
Total	473,713	74,115

Source: MSDE, 2021-22 school year. Enrollment figures are for September 30, 2021. Private schools include MSDE approved schools and those operated by a tax-exempt religious organization which hold a letter of exemption from approval in accordance with State law.

\*Self reported data from Maryland Nonpublic Schools as reported to MSDE.\*Self reported data from Maryland Nonpublic Schools as reported to MSDE.

#### Density of Family Providers and Center Programs by Jurisdiction

The following chart shows the number of registered family child care providers and licensed full-day child care centers in Maryland as of June 30, 2022.

Jurisdiction	Family Providers	Capacity	8-12 Hour Centers	Capacity
Allegany	40	322	14	899
Anne Arundel	343	2636	148	12179
Baltimore City	409	3170	195	8524
Baltimore County	558	4376	273	20471
Calvert	80	639	36	1984
Caroline	55	428	6	296
Carroll	93	711	47	4121
Cecil	64	504	24	1280
Charles	161	1230	44	3297
Dorchester	41	328	10	340
Frederick	264	2037	71	6107
Garrett	10	88	8	193
Harford	209	1631	57	4909
Howard	259	1977	119	9981
Kent	18	144	5	187
Montgomery	772	6121	355	28661
Prince Georges	626	4992	247	17158
Queen Anne's	63	463	12	894
Saint Mary's	132	1024	25	1661
Somerset	17	125	5	181
Talbot	38	296	15	891
Washington	132	1022	34	2146
Wicomico	81	628	29	2543
Worcester	18	140	11	883
Totals	4,483	35,032	1,790	129,786

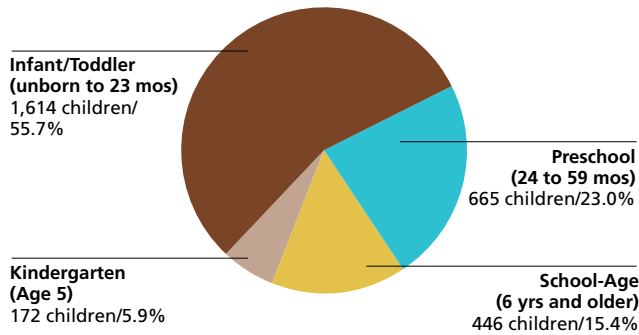
Source: MFN/LOCATE: Child Care, 6/22.



### Demand for Child Care

#### Children Served by Age

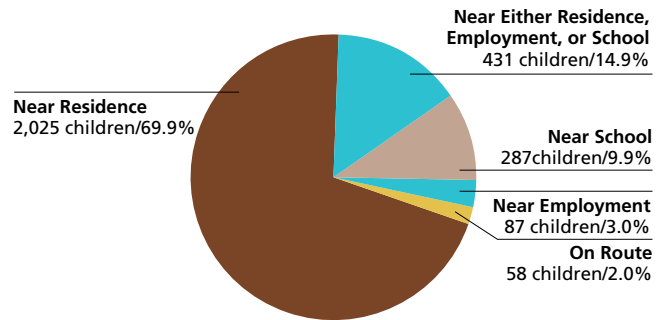
N=2,897



Source: LOCATE: Child Care at Maryland Family Network, Baltimore (7/1/21-6/30/22).  
NOTE: Percentages may not total 100% because of rounding.

#### Children Served by Locational Preferences for Care

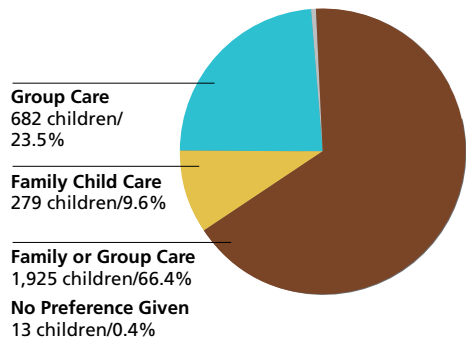
N=2,899



Source: LOCATE: Child Care at Maryland Family Network, Baltimore (7/1/21-6/30/22).  
NOTE: Percentages may not total 100% because of rounding.

#### Children Served by Type of Care Preferred

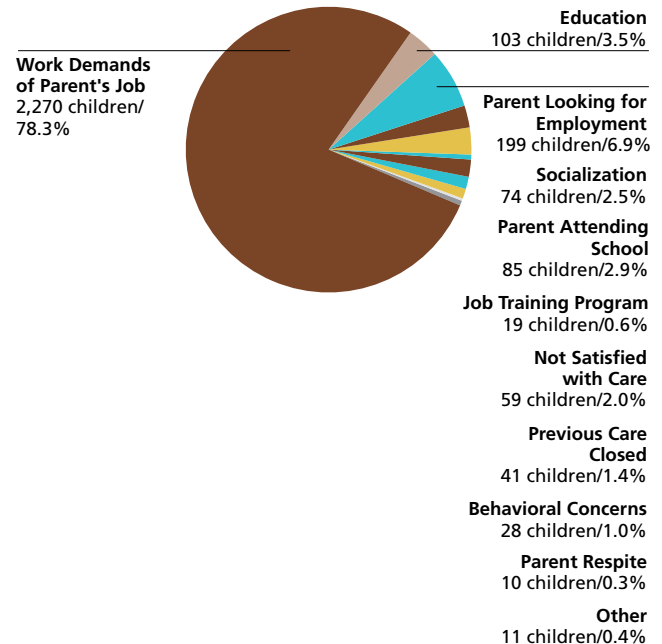
N=2,899



Source: LOCATE: Child Care at Maryland Family Network, Baltimore (7/1/21-6/30/22).  
NOTE: Percentages may not total 100% because of rounding.

#### Reason Child Care is Needed

N=2,899



Source: LOCATE: Child Care at Maryland Family Network, Baltimore (7/1/21-6/30/22).  
NOTE: Percentages may not total 100% because of rounding.



### Demand for Child Care

**Number of Children Served by LOCATE: Child Care**  
2,899 children (7/1/21-6/30/22)

**Full-time or Part-time Care Needs of Children Served** N=N=2,899

Full-time: 2,227 children (76.8%)

Part-time: 541 children (18.7%)

Other\*: 131 children (4.5%)

\* Includes requests for sick, backup and temporary care.

Source: LOCATE: Child Care at Maryland Family Network, Baltimore (7/1/21-6/30/22).

### Child Care Scholarship Program (CCS)\*

**LOCATE Calls received from parents with children eligible for or receiving CCS**  
1,403 (48.4%)

Note: The Child Care Scholarship Program (\*formerly Child Care Subsidy Program) is a statewide subsidy program funded with federal and state dollars and administered by the Maryland State Department of Education through the local Department of Social Services. The Working Parents Assistance Program is a separate county-wide child care subsidy program funded and administered by Montgomery County Government for eligible working families.

Source: LOCATE: Child Care at Maryland Family Network, Baltimore (7/1/21-6/30/22).

\* Formerly Child Care Subsidy Program

### Major Reasons Parents Could Not Find Child Care in Maryland

Reason	Count
No vacancies for preschool	14
No vacancies for infant	10
Other	10
Special Needs	8
No vacancies for school age	7
Cost	5
Schedule	5
Combination of ages	3
Hours of operation /no part time	2
Location	2
No vacancies for Head Start	2
Transportation	1

Source: LOCATE: Child Care at Maryland Family Network, Baltimore (7/1/21-6/30/22).

### Supply of Child Care

#### Major Factors Important to Parents Who Found Child Care in Maryland

Factor	Count
Caregiver	147
Environment	138
Educational program	128
Proximity to home, school, work	112
Cost	82
Hours of operation/part time	40
Only program/provider with vacancy	28
Transportation	6
Escort	1

Source: LOCATE: Child Care at Maryland Family Network, Baltimore (7/1/21-6/30/22).

### Supply of Child Care

#### Child Care Scholarship Program (CCS)\*

**Family Child Care Providers willing to care for CCS children in Maryland**  
1,678 (37.4% of total family child care providers)

**Child Care Centers willing to care for CCS children in Maryland**  
1,063 (59.4% of total child care centers)

LOCATE: Child Care at Maryland Family Network Baltimore, June 2022.

\* Formerly Child Care Subsidy Program

**Maryland FY22 Allocation (estimated)**  
\$138,065,136 = 16,693 full-time children enrolled

Source: Maryland State Department of Education, Office of Child Care.

#### Special Needs Child Care

**Family providers who serve/have served children with special needs**  
2,431 (54.2% of total family child care providers in Maryland)

**Centers who serve/have served children with special needs**  
1,104 (61.7% of total child care centers in Maryland)

Source: LOCATE: Child Care at Maryland Family Network, Baltimore (7/1/21-6/30/22).

### Definitions

**The American Community Survey (ACS):** An ongoing survey that provides vital information on a yearly basis about our nation and its people. Information from the survey generates data that help determine how more than \$675 billion in federal and state funds are distributed each year. (Census.gov)

**Before/After-School Care:** School-Age child care offers care to children enrolled in Kindergarten or above. Care is provided before and/or after school and during school holidays/vacations. Programs are licensed by the Office of Child Care. Programs may operate from a school building or other licensed facility.

**Census of Population and Housing:** There are two versions of the Census questionnaire: a short form which asks a limited number of population and housing questions of all households, and a long form questionnaire which asks additional social and economic questions of a sample of all households. The user should note that data obtained from a sample are subject to sampling variability, and that there are limitations to many of these data.

**Child Care:** The care or supervision of a child when the child's parent has given the child's care over to another for some portion of a 24-hour-day as a supplement to the parent's primary care of the child. (OCC)

**Child Care Center:** Child care provided in a facility that, for part or all of the day, provides care to children in the absence of the parent. Centers are licensed by the Office of Child Care.

**Child Care Scholarship Program (CCS)\*:** Provides financial assistance to eligible families in securing care for their children in registered family child care homes or licensed child care centers while parents/guardians are attending school, working, or in job training.

**Children with Special Needs:** Children who, because of a disability or other special educational, developmental, physical, emotional, behavioral, or medical condition, require additional care, or whose activities are restricted by a certain condition. (OCC)

**Current Median Family Income:** Current, median family income is from the American Community Survey 2017 to 2021.

**Current Population Estimates:** Current Population Estimates are based on the American Community Survey 2017 to 2021.

**Educational Attainment:** The highest level of school completed or the highest degree received. Educational attainment figures were used for persons over 25 years of age. (U.S. Bureau of the Census)

**Employer-Sponsored Centers:** A child care center located on-site or off-site which is sponsored by a corporation, business, or other employer. Employees are given priority for enrollment slots.

**Family Child Care:** The care given to a child younger than 13 years old or to a developmentally disabled person younger than 21 years old, in place of parental care for less than 24 hours a day, in a residence other than the child's residence and for which the provider is paid. Regulations allow a family child care provider to care for as many as eight children at any time. (OCC)

**Family Income:** Family includes a householder and one or more persons living in the same household who are related to the householder by birth, marriage, or adoption. A household can contain only one family for purposes of census tabulations. (U.S. Bureau of the Census)

**Head Start:** Project Head Start provides comprehensive developmental services for children from low-income families. Head Start is comprised of four components including Education, Health, Parent Involvement, and Social Services. Head Start Centers serve children from age 3 to school entry age from income eligible families.

**Income of Households:** This includes the income of the householder and all other individuals 15 years old and over in the household, whether they are related to the householder or not. Because many households consist of only one person, average household income is usually less than average family income.

**Infant/Toddler:** In the State of Maryland, "infant" means a child under 18 months old. "Toddler" means a child 18 months old or older but younger than 2 years old. (OCC) MFN reports "infant" as a child birth through 23 months of age.

**Kindergarten:** An instructional program for children who are 5 years old by September 1st of each academic year. Programs may be operated by a private or public school. Kindergarten is the year of school which precedes entrance to first grade.

**Nursery Schools:** An instructional program approved or exempted by the Maryland State Department of Education for children who are two through four years old. The maximum length of the program is 6 hours per day, however most operate only a few hours per day and may meet only two or three times per week for a nine month period.

**Owner Costs with Mortgage (Selected Monthly):** The sum of payments for mortgages, deeds of trust, contracts to purchase, or similar debts on the property; real estate taxes; fire hazard, and flood insurance on the property; utilities; and fuels. It also includes, where appropriate, the monthly condominium fees or mobile home costs. A housing unit is owner-occupied if the owner or co-owner lives in the unit even if it is mortgaged or not fully paid for. (U.S. Bureau of the Census)

## Definitions

**Part Day:** A program regulated by OCC with an educational focus for children one or two years before entering kindergarten. These programs are usually 2-3 hrs/day, 2-3 days/week, nine months/year.

**Pre-Kindergarten:** These are publicly funded pre-kindergarten programs for eligible 4-year-old children administered by local boards of education or qualified vendors. The programs have the overall goal of providing learning experiences to help children develop and maintain school readiness skills necessary for successful school performance. Local school systems shall enroll all 4-year-old applicants from economically disadvantaged or homeless families.

**Poverty Level:** The poverty guideline for a family of four persons was \$27,750 in 2022. (U.S. Department of Health and Human Services, Jan 2021)

**Renter Occupied Gross Monthly Rent:** Monthly contract rent plus the estimated average monthly cost of utilities and fuels, if these are paid by the renter. All occupied housing units which are not owner-occupied, whether they are rented for cash rent or occupied without payment of cash rent, are classified as renter-occupied. (U.S. Bureau of the Census)

**Unemployment Rate:** Civilians 16 years old and over are classified unemployed if they (1) were neither “at work” nor “with a job but not at work” during the reference week, and (2) were looking for work during the last four weeks, and (3) were available to accept a job. Also included were civilians who did not work at all during the reference week and were waiting to be called back to a job from which they had been laid off. (U.S. Bureau of the Census)

The Maryland Child Care Resource Network is a public/private partnership designed to expand and improve child care delivery in Maryland. Maryland Family Network manages the Network and operates as its Statewide Coordinating Entity. Funding for this publication was made available by Maryland Family Network, the Maryland State Department of Education, and Maryland's business community.

For more information regarding the Child Care Demographic Reports, contact:

**Maryland Family Network**

1001 Eastern Avenue, 2nd Floor

Baltimore, Maryland 21202

tel 410.659.7701 fax 410.783.0814

[www.marylandfamilynetwork.org](http://www.marylandfamilynetwork.org)

*This publication was produced as a work for hire for the benefit of, and with funds from, the Maryland State Department of Education.*

©2023 Maryland State Department of Education

©2023 Maryland Family Network



**MARYLAND CHILD CARE  
RESOURCE NETWORK**

The Maryland Child Care Resource Network is a public/private partnership designed to expand and improve child care delivery in Maryland. Maryland Family Network manages the Network and operates as its Statewide Coordinating Entity.



This publication was produced as a work for hire for the benefit of, and with funds from, the Maryland State Department of Education.

Content revised February 2023



**MARYLAND  
FAMILY  
NETWORK**

1001 EASTERN AVENUE, 2ND FLOOR  
BALTIMORE, MARYLAND 21202-4325  
tel 410.659.7701 fax 410.783.0814

[marylandfamilynetwork.org](http://marylandfamilynetwork.org)