



MARYLAND CHILD CARE  
RESOURCE NETWORK

## CHILD CARE DEMOGRAPHICS • 2023

### Charles County Report

*The Maryland Child Care Resource Network and Maryland Family Network, Inc. are co-publishers of this Charles County Report for the Network's Maryland Child Care Demographics Report series. The series includes reports for the State, for each of Maryland's 23 counties and the City of Baltimore.*



MARYLAND  
FAMILY  
NETWORK

### Frequently Requested Child Care Information

Charles County is a growing business hub well positioned for investment, growth, and development. The county is strategically located in the center of the densely populated region extending from Baltimore in the north, through Washington D.C., to Richmond in the south. This dynamic location makes the county a hotspot for businesses looking to relocate or expand, offering access to a large population of talented workers, affordable and flexible real-estate options, a multi-modal transportation network, three Opportunity Zones, and a first-rate education system.

The county is known for its rich history, panoramic waterfront views, great dining, excellent schools, and lower cost of living relative to the rest of the region. Targets for business growth in Charles County include federal contracting, high-value professional services, health services, real estate, and R&D engineering and computing. Charles County's private sector industries generate \$3.9 billion in economic output. Top employers in the county include University of Maryland Charles Regional Medical Center, Keller Williams Realty, Wills Group Inc, William A Diggs Elementary, and St Charles Sportsman Club Inc.

<https://commerce.maryland.gov/Documents/ResearchDocument/CharlesBef.pdf>  
<https://www.dlir.state.md.us/Imi/emplists/charles.shtml>  
<https://www.meetcharlescounty.com/community-profile>

### Child Population 2021

Age Group	Number in age group
0-2 years	5,213
3-4 years	4,430
5 years	1,975
6-8 years	6,965
9-11 years	6,719
Total Children in Households Aged 0-11	25,302

Source: US Bureau of the Census, American Community Survey 2021

### Child Care Costs as Compared to Other Major Household Expenses

The estimated current median family income in Charles is \$114,535<sup>6</sup>. A family of four that included a couple and two children ages 0-23 months and 2-4 years can be expected to have the following yearly household expenses:

Expense	Cost	% of Income
Child Care	\$ 23,989	20.90%
Infant <sup>1</sup>	\$12,044	
Preschooler <sup>2</sup>	\$11,944	
Food <sup>3</sup>	\$12,612	11.00%
Housing <sup>4</sup>	\$26,652	23.30%
Taxes <sup>5</sup>	\$14,204	12.40%
Total	\$77,457	67.60%

<sup>1</sup> Average cost of full-time care in a family child care home (LOCATE, 2022).

<sup>2</sup> Average cost of full-time care in a child care center (LOCATE, 2022). <sup>3</sup> National average cost of food at home based on a moderate cost plan (Cost of Food at Home Estimated for Food Plans at Four Cost Level, July 2022), U.S. Average, United States Department of Agriculture). <sup>4</sup> Based on U.S. Bureau of the Census 2020 median selected owner costs with a mortgage; included mortgage, taxes, insurance and utilities. <sup>5</sup> State and local taxes per Comptroller of Maryland (2022), Medicare and FICA taxes per moneychimp.com (2022). Taxes do not reflect Earned Income Credit. <sup>6</sup> Current income as shown in the Geolytics Report dated July 2022. This data cannot be compared to previous data.

### Average Weekly Cost of Full-time Child Care

Charles County	Family Child Care Programs	Child Care Centers
0-23 months	\$231.62	\$ 310.48
2-4 years	\$192.40	\$ 229.70
5 years <sup>1</sup>	\$170.34	\$ 203.11
School Age Full <sup>2</sup>	\$156.60	\$ 210.89
School Age B/A <sup>3</sup>	\$117.43	\$ 133.46

Source: MFN/LOCATE: Child Care, 6/22.

<sup>1</sup> Average cost of full time care for a 5 year old. Defined as child being in full time child care or being in kindergarten and out-of-school child care, i.e., holidays, school closures and summers. <sup>2</sup> Average cost of full time care for a 6+ school age child (out-of-school child care, i.e., holidays, school closures and summers). <sup>3</sup> Average cost of before and after school child care.

### Population Information

#### Child Population<sup>1</sup>

	2011		2021	
	Charles	Maryland	Charles	Maryland
0-2 years	5,447	215,677	5,213	210,211
3-4 years	4,067	149,276	4,430	153,201
5 years	1,916	73,189	1,975	73,309
6-8 years	6,330	216,607	6,965	226,304
9-11 years	6,829	224,348	6,719	235,320
Total	24,589	879,097	25,302	898,345

Source: US Bureau of the Census, American Community Survey 2011, 2021

#### Female Population (selected ages)

Age Group	2011	2021
Aged 20-24	4,236	4,911
Aged 25-29	4,357	5,182
Aged 30-34	4,490	5,466
Total Aged 20-34	13,083	15,559

Source: US Bureau of the Census, American Community Survey 2011, 2021

#### Work Force Information

##### Total Population Ages 16+ in Work Force

	Charles	Maryland
<b>2011</b>		
Females	44,425	1,706,926
Males	45,191	1,772,418
<b>2021</b>		
Females	44,539	1,624,157
Males	44,222	1,706,122
<b>Change</b>		
Females	0.3%	-4.8%
Males	-2.1%	-3.7%

Source: US Bureau of the Census, American Community Survey 2011, 2021

\* Does not include the population Not in the Labor Force

#### Females Aged 16+ with Children Under 18

Age Group	2011	2021	Change
Total Children Under 6 years old	11,086	11,135	0.4%
Children Under 6 with all custodial parents working	8,281	8,556	3.3%
Total Children 6-17 years old	26,159	27,029	3.3%
Children 6-17 with all custodial parents working	21,338	21,279	-0.3%

Source: US Bureau of the Census, American Community Survey 2011, 2021

#### Total Population

	Charles	Maryland
2021	165,209	6,148,545
2011	145,508	5,736,545
2000	120,546	5,296,486
1990	101,154	4,780,753
1980	72,751	4,216,975

Source: US Bureau of the Census, 1980, 1990, 2000; American community Survey 2011, 2021

#### Male Population (selected ages)

Age Group	2011	2021
Aged 20-24	4,481	5,247
Aged 25-29	4,163	5,221
Aged 30-34	4,026	5,185
Total Aged 20-34	12,670	15,653

Source: US Bureau of the Census, American Community Survey 2011, 2021

#### Households

	2011	2021
Total household population	143,967	163,465
Total number of households	50,305	58,138
Average household size	2.86	2.81

Source: US Bureau of the Census, American Community Survey 2011, 2021

### Census Information

#### Families and Poverty

	2011	% in Poverty	2021	% in Poverty	% Change
All Families	38,005		42,475		11.8%
Families Below Poverty Level	1,455	3.8%	1,793	4.2%	23.2%
All Families with Children Under 5	6,374		7,077		11.0%
All Families w Children Under 5 Below Poverty Level	486	7.6%	351	5.0%	-27.8%
All Families w Children Under 18	20,488		21,175		3.4%
All Families w Children Under 18 Below Poverty Level	1,162	5.7%	1,224	5.8%	5.3%

Source: US Bureau of the Census, American Community Survey 2011, 2021

#### Children and Poverty

	2011	% in Poverty	2021	% in Poverty	% Change
Total Related Children Under 18	38,409		39,528		2.9%
Total Children Under 18 Below Poverty Level	2,877	7.5%	3,224	8.2%	12.1%
Total Children Under 5 Below Poverty Level	871	9.3%	666	7.0%	-23.5%
Children 5-17 Below Poverty Level	2,006	6.9%	2,558	8.5%	27.5%

Source: US Bureau of the Census, American Community Survey 2011, 2021

#### Educational Attainment for Adults over 25 Years

	Charles	% of Adults	Maryland	% of Adults
Total Adults Aged 25 or More	111,253		4,240,795	
High School Graduate or Higher	104,210	93.7%	3,849,442	90.8%
Bachelors Degree or Higher	34,610	31.1%	1,762,482	41.6%

Source: US Bureau of the Census, American Community Survey 2011, 2021

#### Families

Charles	2011	2021	% Change
Total Families	38,005	42,475	11.8%
Total # of All Families with Related Children Under Age 6*	6,551	7,012	7.0%
Total # of All Families with Related Children Under Age 18	18,615	18,942	1.8%
Maryland	2011	2021	% Change
Total Families	1,428,101	1,516,689	6.2%
Total # of All Families with Related Children Under Age 6*	269,284	260,117	-3.4%
Total # of All Families with Related Children Under Age 18	656,740	638,539	-2.8%

Source: US Bureau of the Census, American Community Survey 2011, 2021

\*Includes Families with children under 6 AND Families with children under 6 and aged 6-17

### Income, Unemployment and Housing Information

#### Annual Wage Rate Information

Public School Teacher Salary (Charles County) <sup>1</sup>	\$59,130
Public School Teacher Salary Average (MD) <sup>1</sup>	\$64,259
Nonpublic School Teacher Average (Maryland)	\$60,500
Family Child Care Provider (Maryland)	\$41,753
Child Care Center Director (Maryland)	\$41,372
Center Senior Staff/Teacher (Maryland)	\$25,905
Center Aide (Maryland)	\$17,491

<sup>1</sup>Maximum teacher salary with Bachelor's and Standard Professional Certificate (SPC). Sources: MSDE, Sept 2022, Association of Independent Maryland Schools (AIMS), 2021-22 school year, and MFN's 2022 Statewide Survey of Family Child Care Providers and Child Care Centers.

#### Family Income

##### Median Family Income, 2021

Charles	\$120,704
Maryland	\$111,378

U.S. Bureau of the Census, 2000, 2010 American Community Survey ACS.

##### Median Household Income<sup>1</sup>:

Charles	\$107,808
Maryland	\$91,431

#### Income Distribution

##### Percent Households

	Charles	Maryland
Under \$25,000	8%	12.3%
\$25,000-\$49,999	11%	14.6%
\$50,000-\$74,999	14%	14.7%
\$75,000 +	67%	58.5%
Total Households	58,138	2,294,270

Source: US Bureau of the Census, American Community Survey 2011, 2021

NOTE: Percentages may not total 100% because of rounding

#### Housing Information

	Charles	%	Maryland	%
Owner-Occupied housing	45,520	78.3%	1,543,719	67.3%
Renter-Occupied housing	12,618	21.7%	750,551	32.7%
Mean Value of Owner-Occupied Housing	\$339,000		\$338,500	
Median Selected Monthly Owner Costs with a Mortgage	\$2,255		\$2,111	
Median Gross Residential Monthly Rent	\$1,725		\$1,485	

Source: US Bureau of the Census, American Community Survey 2011, 2021

#### Unemployment Rate

	Charles	Maryland
2001	2.4%	4.0%
2002	2.8%	3.9%
2003	2.9%	4.1%
2004	2.9%	3.9%
2005	3.0%	3.9%
2006	2.9%	3.7%
2007	3.0%	3.6%
2008	3.9%	4.5%
2009	5.9%	7.1%
2010	6.0%	7.3%
2011	6.0%	7.2%
2012	5.6%	6.5%
2013	5.6%	6.2%
2014	5.3%	5.6%
2015	4.9%	5.0%
2016	4.7%	4.5%
2017	4.1%	4.3%
2018	4.4%	4.5%
2019	4.0%	3.9%
2020	8.4%	8.3%
2021	6.7%	6.7%
2022	3.8%	3.7%

Maryland Department of Labor, 6/2022.

### Supply of Regulated Early Childhood Programs and Education

#### Children's Programs by Type with Capacity/ Enrollment

	# of Programs	Capacity <sup>1</sup>
Family Child Care Providers	161	1,230
*OCC Licensed Group Programs	69	4,626
8-12 Hour Child Care Centers	44	3,297
Infant/Toddler	28	255
Part-Day	9	N/A
Before/after School (School & Center-Based)	53	3,893
Employer-Sponsored Centers	0	0
Nursery Schools	10	N/A
Private Kindergarten	2	N/A
**Head Start	2	154
***Public Pre-Kindergarten Sites	21	N/A
Total Infant/Toddler	176	556

<sup>1</sup>Some providers may still be closed due to COVID 19 considerations.

<sup>2</sup>EHS is not included for this county because the programs are new and the capacity is not yet available.

\*Note: Numbers do not total because facilities may have more than one type of program. Unless otherwise indicated, all programs are privately funded.

\*\* Federally funded programs which include Head Start, Early Head Start and Home-based Head Start.

\*\*\*State funded.

Source: MFN/LOCATE Child Care, 6/22; Maryland State Department of Education; Department of Health and Mental Hygiene.

#### Education

##### Public and Private Schools (Elementary and Middle)

	Public	Private*
Elementary Schools	22	1
Middle Schools	8	0
Combined	0	8

##### Elementary School Enrollment

	Public	Private*
Pre-Kindergarten	886	147
Kindergarten	1,715	141
Grades 1 - 6	11,126	776
Total	13,727	1,064

Source: MSDE, 2021-22 school year. Enrollment figures are for September 30, 2021. Private schools include MSDE approved schools and those operated by a tax-exempt religious organization which hold a letter of exemption from approval in accordance with State law.

\*Self reported data from Maryland Nonpublic Schools as reported to MSDE.\*Self reported data from Maryland Nonpublic Schools as reported to MSDE.

#### Density of Family Providers and Center Programs by Community/Zip Code

The following chart shows the number of registered family child care providers and licensed full-day child care centers in Charles as of June 30, 2022.

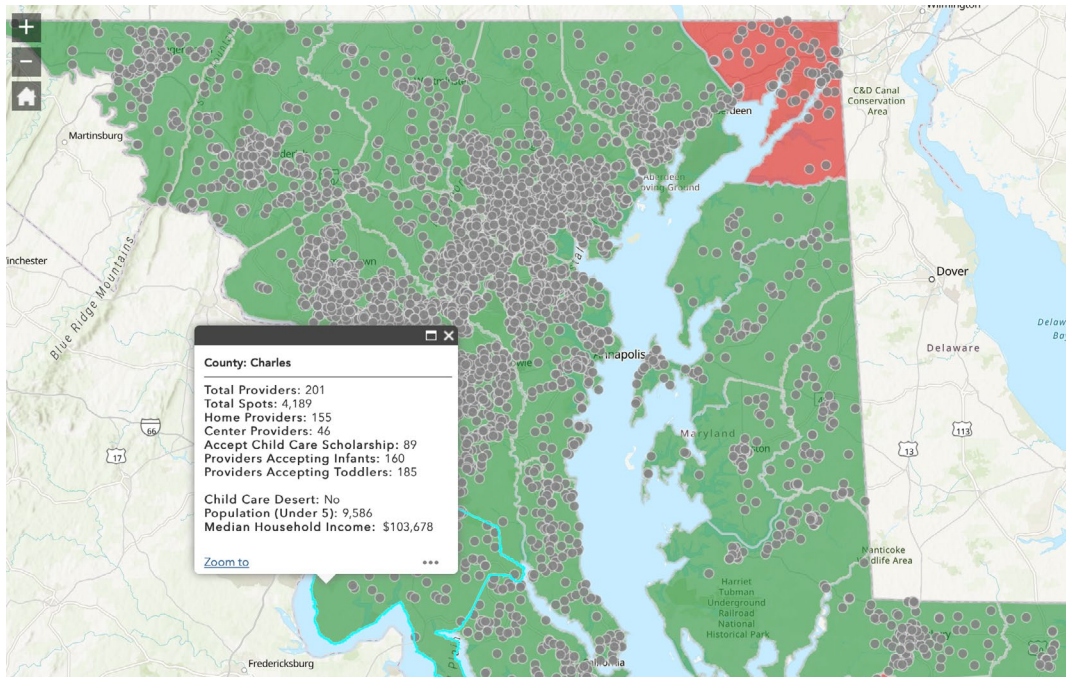
Community/ Zip Code	Family Providers	%	8-12 Hour Centers	%
Bel Alton 20611	3	1.9%	0	0.0%
Brandywine 20613	3	1.9%	0	0.0%
Bryans Road 20616	6	3.7%	0	0.00%
Bryantown 20617	1	0.6%	1	2.3%
Charlotte Hall 20622	1	0.6%	0	0.0%
Cobb Island 20625	1	0.6%	0	0.0%
Hughesville 20637	6	3.7%	2	4.5%
Indian Head 20640	4	2.5%	3	6.8%
La Plata 20646	19	11.8%	9	20.5%
Marbury 20658	1	0.6%	0	0.0%
Nanjemoy 20662	0	0.0%	0	0.0%
Newburg 20664	1	0.6%	0	0.0%
Pomfret 20675	0	0.0%	0	0.0%
Port Tobacco 20677	0	0.0%	1	2.3%
Waldorf 20601	32	19.9%	7	15.9%
Waldorf 20602	35	21.7%	10	22.7%
Waldorf 20603	32	19.9%	9	20.5%
Welcome 20693	2	1.2%	0	0.0%
White Plains 20695	14	8.7%	2	4.5%
Totals	161	100.0%	44	100.0%

Source: MFN/LOCATE: Child Care, 6/22.

NOTE: Percentages may not total 100% because of rounding.

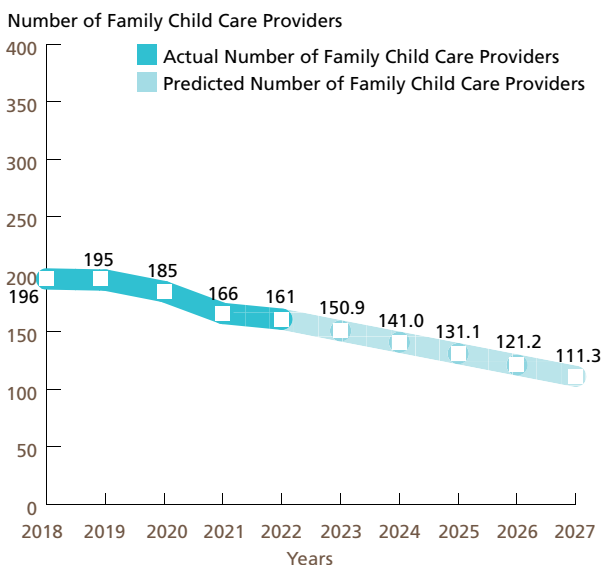
### Supply of Regulated Early Childhood Programs and Education

Maryland Family Network and Upfront partnered to create a real-time map of Maryland's child care landscape to identify deserts by county, legislative, and congressional districts. <https://locatesearch.marylandfamilynetwork.org/map>

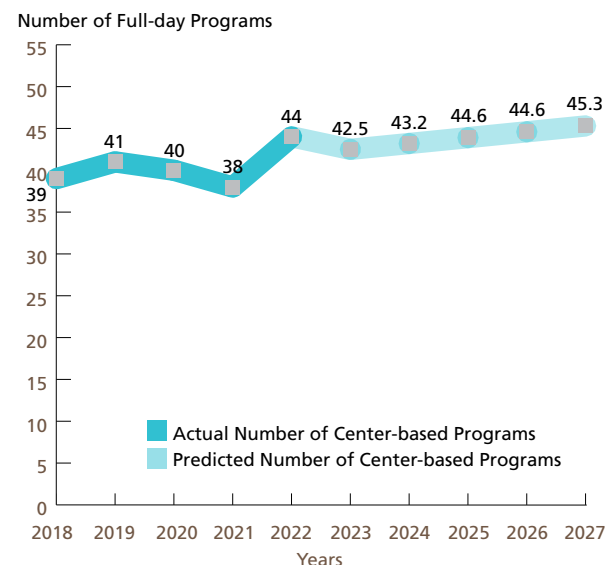


### Past and Anticipated Growth Patterns for Family/Center Providers

Family Child Care Providers in Charles 2018-2027



Center-based Programs in Charles 2018-2027  
Full-day (8 to 12 hours)

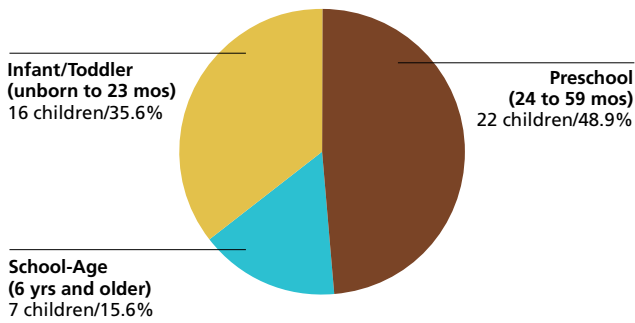


These predictions were generated with the use of the Multiple Regression Analysis and Forecasting template. The predictions generated by the Model do not reflect the effects of current changes to social programs affecting child care.  
Source: MFN/LOCATE: Child Care, 6/22.

### Demand for Child Care

#### Children Served by Age

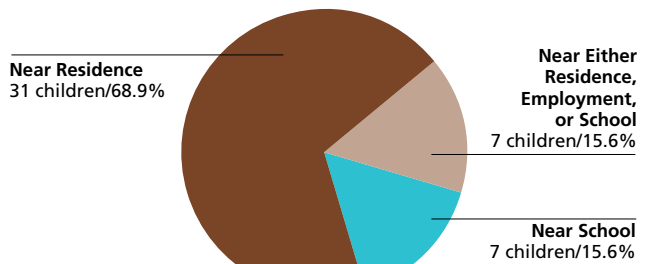
N=45



Source: LOCATE: Child Care at Maryland Family Network, Baltimore (7/1/21-6/30/22).  
NOTE: Percentages may not total 100% because of rounding.

#### Children Served by Locational Preferences for Care

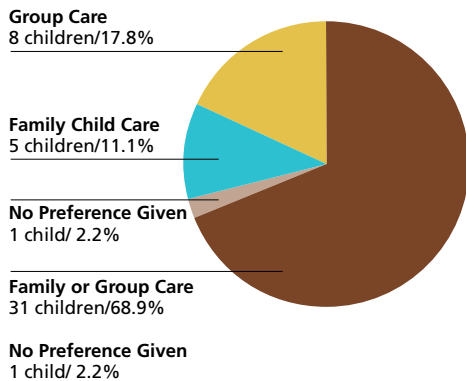
N=45



Source: LOCATE: Child Care at Maryland Family Network, Baltimore (7/1/21-6/30/22).  
NOTE: Percentages may not total 100% because of rounding.

#### Children Served by Type of Care Preferred

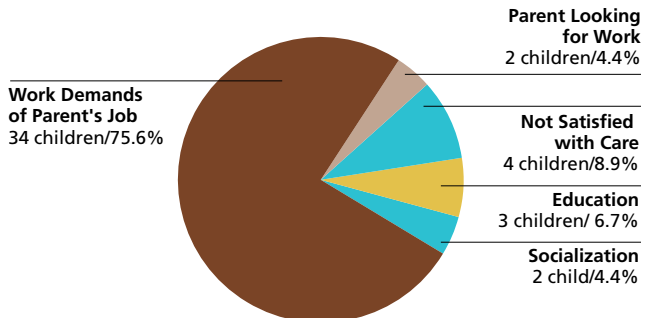
N=45



Source: LOCATE: Child Care at Maryland Family Network, Baltimore (7/1/21-6/30/22).  
NOTE: Percentages may not total 100% because of rounding.

#### Reason Child Care is Needed

N=45



Source: LOCATE: Child Care at Maryland Family Network, Baltimore (7/1/21-6/30/22).  
NOTE: Percentages may not total 100% because of rounding.

### Demand for Child Care

**Number of Children Served by LOCATE: Child Care**  
44 children (7/1/21-6/30/22)

#### Full-time or Part-time Care Needs of Children Served N=44

Full-time: 33 children (75.0%)

Part-time: 9 children (20.5%)

Other\*: 3 children (6.8%)

\* Includes requests for sick, backup and temporary care.

Source: LOCATE: Child Care at Maryland Family Network, Baltimore (7/1/21-6/30/22).

NOTE: Percentages may not total 100% because of rounding.

#### Child Care Scholarship Program (CCS)\*

**LOCATE Calls received from parents with children eligible for Child Care Scholarship**  
18 (40.9% of all calls)

**LOCATE Calls received from parents with children receiving Child Care Scholarship**  
8 (18.2% of all calls)

Source: LOCATE: Child Care at Maryland Family Network, Baltimore (7/1/21-6/30/22).

\* Formerly Child Care Subsidy Program

#### Major Factors Important to Parents Who Found Child Care in Charles County

Factors	Count
Proximity to home, work, school	4
Caregiver	3
Educational program	3
Environment	3
Only provider/program with vacancy	2
Cost	1

Source: LOCATE: Child Care at Maryland Family Network, Baltimore (7/1/21-6/30/22).

### Supply of Child Care

#### Child Care Scholarship Program (CCS)\*

**Family Child Care Providers willing to care for CCS children in Charles County**  
63 (39.1% of total family child care providers)

**Child Care Centers willing to care for CCS children in Charles County**  
32 (72.7% of total child care centers)

LOCATE: Child Care at Maryland Family Network Baltimore, June 2022.

\* Formerly Child Care Subsidy Program

#### Charles County FY22 Allocation (estimated)

\$4,468,893 = 572 full-time children enrolled

Source: Maryland State Department of Education, Office of Child Care.

#### Special Needs Child Care

**Family providers who serve/have served children with special needs**  
84 (52.2% of total family child care providers in Charles)

**Centers who serve/have served children with special needs**  
19 (43.2% of total child care centers in Charles)

Source: LOCATE: Child Care at Maryland Family Network, Baltimore (7/1/21-6/30/22).

### Definitions

**The American Community Survey (ACS):** An ongoing survey that provides vital information on a yearly basis about our nation and its people. Information from the survey generates data that help determine how more than \$675 billion in federal and state funds are distributed each year. (Census.gov)

**Before/After-School Care:** School-Age child care offers care to children enrolled in Kindergarten or above. Care is provided before and/or after school and during school holidays/vacations. Programs are licensed by the Office of Child Care. Programs may operate from a school building or other licensed facility.

**Census of Population and Housing:** There are two versions of the Census questionnaire: a short form which asks a limited number of population and housing questions of all households, and a long form questionnaire which asks additional social and economic questions of a sample of all households. The user should note that data obtained from a sample are subject to sampling variability, and that there are limitations to many of these data.

**Child Care:** The care or supervision of a child when the child's parent has given the child's care over to another for some portion of a 24-hour-day as a supplement to the parent's primary care of the child. (OCC)

**Child Care Center:** Child care provided in a facility that, for part or all of the day, provides care to children in the absence of the parent. Centers are licensed by the Office of Child Care.

**Child Care Scholarship Program (CCS)\*:** Provides financial assistance to eligible families in securing care for their children in registered family child care homes or licensed child care centers while parents/guardians are attending school, working, or in job training.

**Children with Special Needs:** Children who, because of a disability or other special educational, developmental, physical, emotional, behavioral, or medical condition, require additional care, or whose activities are restricted by a certain condition. (OCC)

**Current Median Family Income:** Current, median family income is from the American Community Survey 2017 to 2021.

**Current Population Estimates:** Current Population Estimates are based on the American Community Survey 2017 to 2021.

**Educational Attainment:** The highest level of school completed or the highest degree received. Educational attainment figures were used for persons over 25 years of age. (U.S. Bureau of the Census)

**Employer-Sponsored Centers:** A child care center located on-site or off-site which is sponsored by a corporation, business, or other employer. Employees are given priority for enrollment slots.

**Family Child Care:** The care given to a child younger than 13 years old or to a developmentally disabled person younger than 21 years old, in place of parental care for less than 24 hours a day, in a residence other than the child's residence and for which the provider is paid. Regulations allow a family child care provider to care for as many as eight children at any time. (OCC)

**Family Income:** Family includes a householder and one or more persons living in the same household who are related to the householder by birth, marriage, or adoption. A household can contain only one family for purposes of census tabulations. (U.S. Bureau of the Census)

**Head Start:** Project Head Start provides comprehensive developmental services for children from low-income families. Head Start is comprised of four components including Education, Health, Parent Involvement, and Social Services. Head Start Centers serve children from age 3 to **school entry age from income eligible families.**

**Income of Households:** This includes the income of the householder and all other individuals 15 years old and over in the household, whether they are related to the householder or not. Because many households consist of only one person, average household income is usually less than average family income.

**Infant/Toddler:** In the State of Maryland, "infant" means a child under 18 months old. "Toddler" means a child 18 months old or older but younger than 2 years old. (OCC) MFN reports "infant" as a child birth through 23 months of age.

**Kindergarten:** An instructional program for children who are 5 years old by September 1st of each academic year. Programs may be operated by a private or public school. Kindergarten is the year of school which precedes entrance to first grade.

**Nursery Schools:** An instructional program approved or exempted by the Maryland State Department of Education for children who are two through four years old. The maximum length of the program is 6 hours per day, however most operate only a few hours per day and may meet only two or three times per week for a nine month period.

**Owner Costs with Mortgage (Selected Monthly):** The sum of payments for mortgages, deeds of trust, contracts to purchase, or similar debts on the property; real estate taxes; fire hazard, and flood insurance on the property; utilities; and fuels. It also includes, where appropriate, the monthly condominium fees or mobile home costs. A housing unit is owner-occupied if the owner or co-owner lives in the unit even if it is mortgaged or not fully paid for. (U.S. Bureau of the Census)

### Definitions

**Part Day:** A program regulated by OCC with an educational focus for children one or two years before entering kindergarten. These programs are usually 2-3 hrs/day, 2-3 days/week, nine months/year.

**Pre-Kindergarten:** These are publicly funded pre-kindergarten programs for eligible 4-year-old children administered by local boards of education or qualified vendors. The programs have the overall goal of providing learning experiences to help children develop and maintain school readiness skills necessary for successful school performance. Local school systems shall enroll all 4-year-old applicants from economically disadvantaged or homeless families.

**Poverty Level:** The poverty guideline for a family of four persons was \$27,750 in 2022. (U.S. Department of Health and Human Services, Jan 2021)

**Renter Occupied Gross Monthly Rent:** Monthly contract rent plus the estimated average monthly cost of utilities and fuels, if these are paid by the renter. All occupied housing units which are not owner-occupied, whether they are rented for cash rent or occupied without payment of cash rent, are classified as renter-occupied. (U.S. Bureau of the Census)

**Unemployment Rate:** Civilians 16 years old and over are classified unemployed if they (1) were neither “at work” nor “with a job but not at work” during the reference week, and (2) were looking for work during the last four weeks, and (3) were available to accept a job. Also included were civilians who did not work at all during the reference week and were waiting to be called back to a job from which they had been laid off. (U.S. Bureau of the Census)

The Maryland Child Care Resource Network is a public/private partnership designed to expand and improve child care delivery in Maryland. Maryland Family Network manages the Network and operates as its Statewide Coordinating Entity. Funding for this publication was made available by Maryland Family Network, the Maryland State Department of Education, and Maryland's business community.

For more information regarding the Child Care Demographic Reports, contact:

**Maryland Family Network**

1001 Eastern Avenue, 2nd Floor  
Baltimore, Maryland 21202  
tel 410.659.7701 fax 410.783.0814  
[www.marylandfamilynetwork.org](http://www.marylandfamilynetwork.org)

For information regarding technical assistance and training for the child care community, contact:

**The Promise Center**

29958 Killpeck Creek Court  
Charlotte Hall, MD 20622  
tel 301.290.0040

*This publication was produced as a work for hire for the benefit of, and with funds from, the Maryland State Department of Education.*

©2023 Maryland State Department of Education

©2023 Maryland Family Network



**MARYLAND CHILD CARE  
RESOURCE NETWORK**

The Maryland Child Care Resource Network is a public/private partnership designed to expand and improve child care delivery in Maryland. Maryland Family Network manages the Network and operates as its Statewide Coordinating Entity.



This publication was produced as a work for hire for the benefit of, and with funds from, the Maryland State Department of Education.

Content revised February 2023



**MARYLAND  
FAMILY  
NETWORK**

1001 EASTERN AVENUE, 2ND FLOOR  
BALTIMORE, MARYLAND 21202-4325  
tel 410.659.7701 fax 410.783.0814

[marylandfamilynetwork.org](http://marylandfamilynetwork.org)