



MARYLAND CHILD CARE
RESOURCE NETWORK

CHILD CARE DEMOGRAPHICS • 2024

Howard County Report

The Maryland Child Care Resource Network and Maryland Family Network, Inc. are co-publishers of this Howard County Report for the Network's Maryland Child Care Demographics Report series. The series includes reports for the State, for each of Maryland's 23 counties and the City of Baltimore.



MARYLAND
FAMILY
NETWORK

Frequently Requested Child Care Information

Howard County is located between Baltimore and Washington, D.C., bordered by Baltimore, Carroll, Frederick, Montgomery, Prince George’s, and Anne Arundel Counties. It is approximately 251 square miles in size. It has a population of approximately 329,000 people, making it 6th in county population count in the state.

Howard County’s economy includes the cyber security and research industries. Of the approximately 182,000 civilian employees, the county employs approximately 165,000 people via 11,000 businesses. Approximately 90% are in the private sector, with the largest concentrations in professional and business services and trade, transportation, and utilities. The rest are in local government (9%), state government (1%) and federal government (1%).

Major employers include Johns Hopkins Applied Physics Laboratory, Howard County General Hospital, Verizon, FreshPoint Sysco, Howard Community College, The Columbia Association, Lorien Health Systems, Giant Food, Wells Fargo, Nestle Dreyer’s Ice Cream, Maxim Healthcare Services, and Oracle.

Approximately 64% of Howard County residents have a Bachelor’s degree or higher. For public schools, Howard County has approximately 42 elementary schools, 20 middle schools, and 12 high schools¹. Total public school enrollment is 58,000 students. The county is home to Lincoln College of Technology and Maryland University of Integrative Health (four-year) and Howard Community College (two-year)².

Child Population 2022

Age Group	Number in age group
0-2 years	10,536
3-4 years	8,086
5 years	3,923
6-8 years	12,440
9-11 years	13,873
Total Children in Households Aged 0-11	48,858

Source: US Bureau of the Census, American Community Survey 2022

Child Care Costs as Compared to Other Major Household Expenses

The estimated current median family income in Howard is \$169,085⁶. A family of four that included a couple and two children ages 0-23 months and 2-4 years can be expected to have the following yearly household expenses:

Expense	Cost	% of Income
Child Care	\$ 31,798.52	19%
Infant ¹	\$14,848.08	
Preschooler ²	\$16,950.44	
Food ³	\$ 2,946.00	2%
Housing ⁴	\$ 34,584.00	20%
Taxes ⁵	\$ 47,083.00	28%
Total	\$116,411.52	69%

¹ Average cost of full-time care in a family child care home (LOCATE, 2023).

² Average cost of full-time care in a child care center (LOCATE, 2023). ³National average cost of food at home based on a moderate cost plan (Cost of Food at Home Estimated for Food Plans at Four Cost Level, July 2023), U.S. Average, United States Department of Agriculture). ⁴Based on U.S. Bureau of the Census 2020 median selected owner costs with a mortgage; included mortgage, taxes, insurance and utilities. ⁵State and local taxes per Comptroller of Maryland (2023), Medicare and FICA taxes per moneychimp.com (2023). Taxes do not reflect Earned Income Credit. ⁶Current income as shown in the Geolytics Report dated July 2023. This data cannot be compared to previous data.

Average Weekly Cost of Full-time Child Care

Howard County	Family Child Care Centers	Child
Care Programs		
0-23 Months	\$353.33	\$299.52
2-4 Years	\$143.00	\$257.80
5 years ¹	\$143.00	\$244.81
School Age Full ²	\$143.00	\$236.43
School Age B/A ³	\$ 74.99	\$150.00

Source: MFN/LOCATE: Child Care, 6/23.

¹Average cost of full time care for a 5 year old. Defined as child being in full time child care or being in kindergarten and out-of-school child care, i.e., holidays, school closures and summers. ²Average cost of full time care for a 6+ school age child (out-of-school child care, i.e., holidays, school closures and summers).

³Average cost of before and after school child care.

¹ Maryland Public School Enrollment by Race/Ethnicity and Gender and Number of Schools, 2022-2023

² Brief Economic Facts, Maryland Department of Commerce, 2022

Population Information

Child Population¹

	2011		2022	
	Howard	Maryland	Howard	Maryland
0-2 years	10,042	215,677	10,536	205,809
3-4 years	7,358	149,276	8,086	152,669
5 years	4,071	73,189	3,923	72,489
6-8 years	12,123	216,607	12,440	224,287
9-11 years	13,205	224,348	13,873	231,904
Total	46,799	879,097	48,858	887,158

Source: US Bureau of the Census, American Community Survey 2011, 2022

Female Population (selected ages)

Age Group	2011	2022
Aged 20-24	6,908	9,237
Aged 25-29	8,739	9,231
Aged 30-34	9,021	10,459
Total Aged 20-34	24,668	28,927

Source: US Bureau of the Census, American Community Survey 2011, 2022

Work Force Information

Total Population Ages 16+ in Work Force

	Howard	Maryland
2022		
Females	87,320	1,618,655
Males	96,213	1,713,303
2011		
Females	83,747	1,706,926
Males	92,002	1,772,418
Change		
Females	4.3%	-5.2%
Males	4.6%	-3.3%

Source: US Bureau of the Census, American Community Survey 2011, 2022

* Does not include the population Not in the Labor Force

Females Aged 16+ with Children Under 18

Age Group	2011	2022	Change
Total Children Under 6 years old	21,281	21,757	2.2%
Children Under 6 with all custodial parents working	14,192	16,287	14.8%
Total Children 6-17 years old	51,258	55,206	7.7%
Children 6-17 with all custodial parents working	39,884	43,852	9.9%

Source: US Bureau of the Census, American Community Survey 2011, 2022

Total Population

	Howard	Maryland
2022	332,011	6,161,707
2021	329,248	6,148,545
2011	283,655	5,736,545
2000	247,842	5,296,486
1990	187,328	4,780,753
1980	118,572	4,216,975

Source: US Bureau of the Census, 1980, 1990, 2000; American Community Survey 2011, 2022

Male Population (selected ages)

Age Group	2011	2022
Aged 20-24	7,691	9,927
Aged 25-29	8,566	9,771
Aged 30-34	8,338	10,069
Total Aged 20-34	24,595	29,767

Source: US Bureau of the Census, American Community Survey 2011, 2022

Households

	2011	2022
Total household population	280,961	329,348
Total number of households	103,547	119,230
Average household size	2.71	2.76

Source: US Bureau of the Census, American Community Survey 2011, 2022

Females Aged 16+ with Children Under 18

Age Group	2011	2022	Change
Females (16+) with children under 18	39,606	39,390	-0.5%
Females (16+) with children under 18, in the workforce	29,408	31,914	8.5%

Source: US Bureau of the Census, American Community Survey 2011, 2022

Census Information

Families and Poverty

	2011	% in Poverty	2022	% in Poverty	% Change
All Families	76,263		87,714		15.0%
Families Below Poverty Level	2,257	3.0%	3,205	3.7%	42.0%
All Families with Children Under 5	14,074		13,181		-6.3%
All Families w Children Under 5 Below Poverty Level	741	5.3%	923	7.0%	24.6%
All Families w Children Under 18	41,279		43,683		5.8%
All Families w Children Under 18 Below Poverty Level	1,794	4.3%	2,172	5.0%	21.1%

Source: US Bureau of the Census, American Community Survey 2011, 2022

Children and Poverty

	2011	% in Poverty	2022	% in Poverty	% Change
Total Related Children Under 18	73,462		78,351		6.7%
Total Children Under 18 Below Poverty Level	3,688	5.0%	5,014	6.4%	36.0%
Total Children Under 5 Below Poverty Level	896	5.2%	1,278	7.0%	42.6%
Children 5-17 Below Poverty Level	2,792	5.0%	3,736	6.2%	33.8%

Source: US Bureau of the Census, American Community Survey 2011, 2022

Educational Attainment for Adults over 25 Years

	Howard	% of Adults	Maryland	% of Adults
Total Adults Aged 25 or More	225,256		4,260,095	
High School Graduate or Higher	214,502	95.2%	3,876,178	91.0%
Bachelors Degree or Higher	144,190	64.0%	1,798,746	42.2%

Source: US Bureau of the Census, American Community Survey 2022

Families

Howard	2011	2022	% Change
Total Families	76,263	87,714	15.0%
Total # of All Families with Related Childrend Under Age 6*	15,348	14,820	-3.4%
Total # of All Families with Related Childrend Under Age 18	39,606	41,534	4.9%
Maryland	2011	2022	% Change
Total Families	1,428,101	1,525,066	6.8%
Total # of All Families with Related Childrend Under Age 6*	269,284	262,824	-2.4%
Total # of All Families with Related Childrend Under Age 18	656,740	643,101	-2.1%

Source: US Bureau of the Census, American Community Survey 2011, 2022

*Includes Families with children under 6 AND Families with children under 6 and aged 6-17

Income, Unemployment and Housing Information

Annual Wage Rate Information

Public School Teacher Salary (Howard County) ¹	\$85,158
Public Teacher Salary Average MD ¹	\$79,420
Non Public School Teacher Salary Average (National) ²	\$67,201
Family Child Care Provider (County) ³	\$46,257
Child Care Center Director (County) ³	\$43,967
Center Senior Staff /Teacher(County) ³	\$27,153
Center Aide (Count) ³	\$17,799

1. Average Teacher Salary MSDE Sept 2023
2. National Association of Independent Schools (NAIS) 2022- 2023 Year
3. MFN's 2022 Statewide Survey of Family Child Care Providers and Child Care Centers.

Family Income

Median Family Income	
Howard	\$169,085
Maryland	\$120,081

Source: US Bureau of the Census, American Community Survey 2022

Median Household Income ¹ :	
Howard	\$140,971
Maryland	\$98,461

Income Distribution	Percent Households	
	Howard	Maryland
Under \$25,000	6.6%	11.6%
\$25,000-\$49,999	8.0%	13.2%
\$50,000-\$74,999	9.0%	13.6%
\$75,000 +	76.5%	61.6%
Total Households	119,230	2,318,124

Source: US Bureau of the Census, American Community Survey 2022
NOTE: Percentages may not total 100% because of rounding

Housing Information

	Howard	%	Maryland	%
Owner-Occupied housing	85,941	72.1%	1,564,056	67.5%
Renter-Occupied housing	33,289	27.9%	754,068	32.5%
Mean Value of Owner-Occupied Housing	\$551,300		\$380,500	
Median Selected Monthly Owner Costs with a Mortgage	\$2,882		\$2,245	
Median Gross Residential Monthly Rent	\$1,920		\$1,598	

Source: US Bureau of the Census, American Community Survey 2022

Unemployment Rate

	Howard	Maryland
2001	2.8%	4.0%
2002	2.8%	3.9%
2003	2.7%	4.1%
2004	2.5%	3.9%
2005	2.8%	3.9%
2006	2.7%	3.7%
2007	2.7%	3.6%
2008	3.3%	4.5%
2009	5.4%	7.1%
2010	5.4%	7.3%
2011	5.4%	7.2%
2012	4.9%	6.5%
2013	4.8%	6.2%
2014	4.4%	5.6%
2015	4.0%	5.0%
2016	3.6%	4.5%
2017	3.1%	4.3%
2018	3.6%	4.5%
2019	3.1%	3.9%
2020	6.7%	8.3%
2021	5.2%	6.7%
2022	2.9%	3.7%
2023	1.4%	1.7%

MD Department of Labor Local Area Unemployment Statistics (LAUS) June 2023.

Supply of Regulated Early Childhood Programs and Education

Children's Programs by Type with Capacity/ Enrollment

	# of Programs	Capacity ¹
Family Child Care Providers	264	2,024
*OCC Licensed Group Programs	184	13,036
8-12 Hour Child Care Centers	123	9,738
Infant/Toddler	64	690
Part-Day	16	N/A
Before/after School (School & Center-Based)	109	7,849
Employer-Sponsored Centers	4	69
Nursery Schools	36	N/A
Public Kindergarten	25	N/A
**Head Start	3	362
***Early Head Start	0	0
***Public Pre-Kindergarten Sites	25	N/A
Total Infant/Toddler	252	587

¹Some providers may still be closed due to COVID 19 considerations.
 *Note: Numbers do not total because facilities may have more than one type of program. Unless otherwise indicated, all programs are privately funded.
 ** Federally funded programs which include Head Start, Early Head Start and Home-based Head Start.
 ***State funded.
 Source: MFNLOCATE Child Care, 6/23; Maryland State Department of Education; Department of Health and Mental Hygiene.

Education

Public and Private Schools (Elementary and Middle)

	Public	Private*
Elementary Schools	42	5
Middle Schools	20	0
Combined	0	25

Elementary School Enrollment

	Public	Private*
Pre-Kindergarten	1,451	904
Kindergarten	3,747	589
Grades 1 - 6	25,273	2,972
Total	30,471	4,465

Source: MSDE, 2022-23 school year. Enrollment figures are for September 30, 2022.
 *Self reported data from Maryland Nonpublic Schools as reported to MSDE.*Self reported data from Maryland Nonpublic Schools as reported to MSDE.

Density of Family Providers and Center Programs by Community/Zip Code

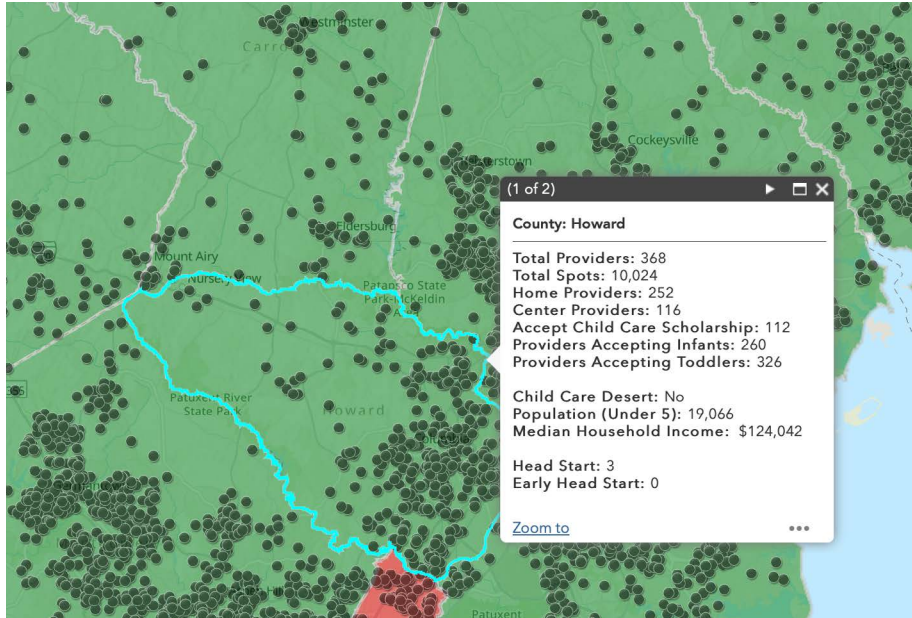
The following chart shows the number of registered family child care providers and licensed full-day child care centers in Howard as of June 30, 2023.

Community/ Zip Code	Family Providers	%	8-12 Hour Centers	%
Clarksville 21029	2	0.8%	7	5.7%
Clarksville 21042	1	0.4%	0	0.0%
Columbia 20145	1	0.4%	0	0.0%
Columbia 21044	28	10.6%	15	12.2%
Columbia 21045	54	20.5%	23	18.7%
Columbia 21046	18	6.8%	8	6.5%
Cooksville 21723	1	0.4%	0	0.0%
Dayton 21036	0	0.0%	0	0.0%
Elkridge 21029	0	0.0%	1	0.8%
Elkridge 21075	33	12.5%	11	8.9%
Ellicott City 21042	19	7.2%	16	13.0%
Ellicott City 21043	30	11.4%	14	11.4%
Fulton 20759	1	0.4%	6	4.9%
Glenelg 21737	2	0.8%	1	0.8%
Glenwood 21738	1	0.4%	1	0.8%
Hanover 21076	4	1.5%	1	0.8%
Highland 20777	0	0.0%	1	0.8%
Jessup 20794	5	1.9%	2	1.6%
Laurel 20723	51	19.3%	8	6.5%
Lisbon 21765	0	0.0%	0	0.0%
Marriottsville 21104	3	1.1%	3	2.4%
Marriottsville 21604	1	0.4%	0	0.0%
Mount Airy 21771	2	0.8%	2	1.6%
Savage 20763	1	0.4%	1	0.8%
Severn 21144	1	0.4%	0	0.0%
Sykesville 21784	2	0.8%	0	0.0%
West Friendship 21794	2	0.8%	0	0.0%
Woodbine 21797	1	0.4%	1	0.8%
Woodstock 21163	0	0.0%	1	0.8%
Totals	264	100%	123	100%

Source: MFNLOCATE: Child Care, 6/23. NOTE: Percentages may not total 100% because of rounding.

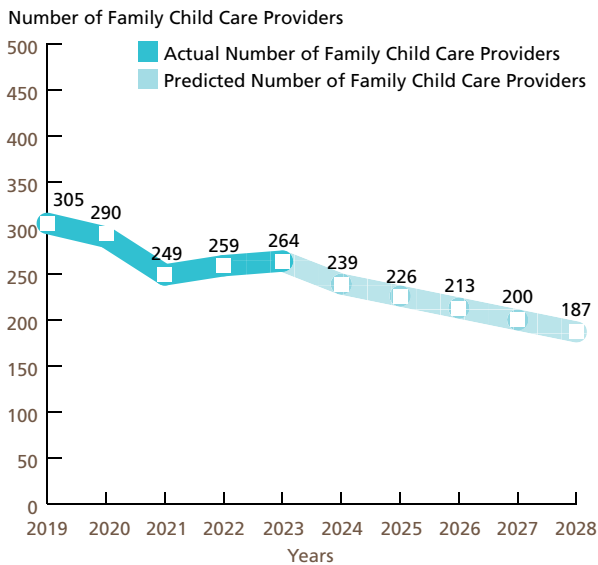
Supply of Regulated Early Childhood Programs and Education

Maryland Family Network and Upfront partnered to create a [real-time map](#) of Maryland's child care landscape to identify deserts by county, legislative, and congressional districts.

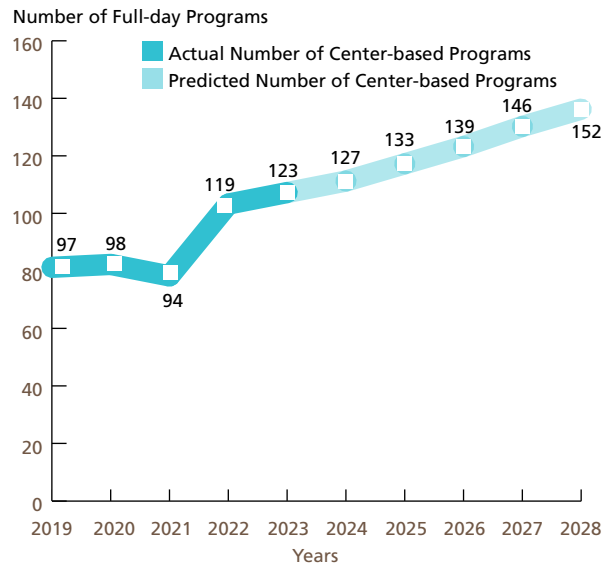


Past and Anticipated Growth Patterns for Family/Center Providers

Family Child Care Providers in Howard 2019-2028



Center-based Programs in Howard 2019-2028 Full-day (8 to 12 hours)

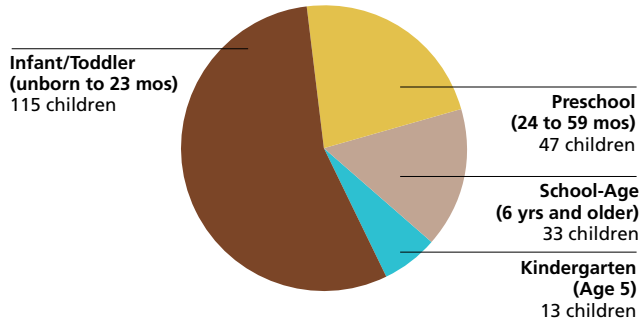


These predictions were generated with the use of the Multiple Regression Analysis and Forecasting template. The predictions generated by the Model do not reflect the effects of current changes to social programs affecting child care.
Source: MFN/LOCATE: Child Care, 6/23.

Demand for Child Care

Children Served by Age

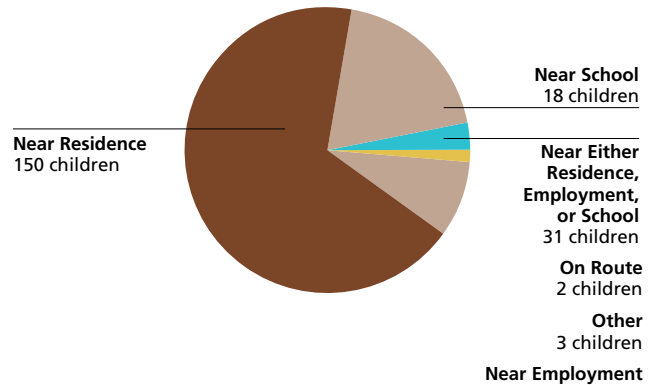
N=208



Source: LOCATE: Child Care at Maryland Family Network, Baltimore (7/1/22-6/30/23).

Children Served by Locational Preferences for Care

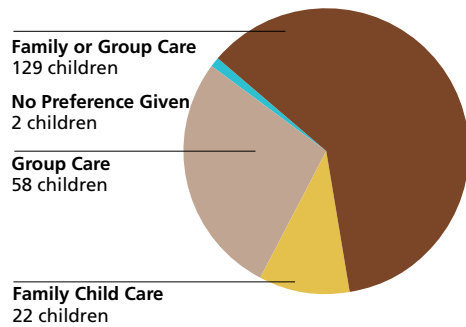
N=211



Source: LOCATE: Child Care at Maryland Family Network, Baltimore (7/1/22-6/30/23).

Children Served by Type of Care Preferred

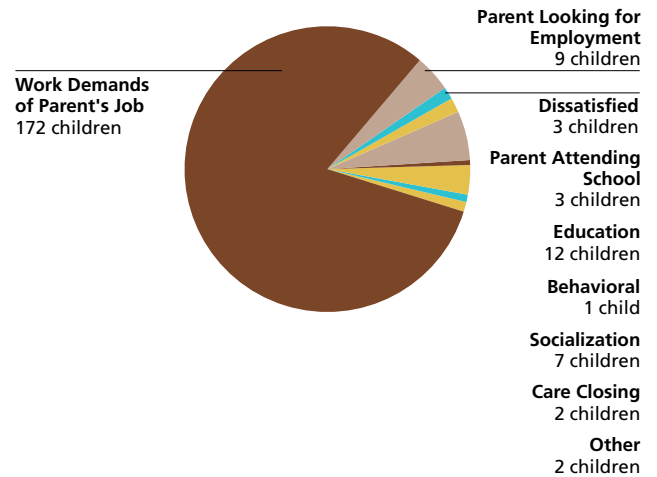
N=211



Source: LOCATE: Child Care at Maryland Family Network, Baltimore (7/1/22-6/30/23).

Reason Child Care is Needed

N=211



Source: LOCATE: Child Care at Maryland Family Network, Baltimore (7/1/22-6/30/23).

Demand for Child Care

Number of Children Served by LOCATE: Child Care
211 children (7/1/22-6/30/23)

Full-time or Part-time Care Needs of Children Served N=211

Full-time: 139 children

Part-time: 61 children

Other*: 11 children

* Includes requests for sick, backup and temporary care.

Source: LOCATE: Child Care at Maryland Family Network, Baltimore (7/1/22-6/30/23).

Child Care Scholarship Program (CCS)*

LOCATE Calls received from parents with children eligible for Child Care Scholarship
38 (18% of all calls)

LOCATE Calls received from parents with children receiving Child Care Scholarship
54 (26% of all calls)

Source: LOCATE: Child Care at Maryland Family Network, Baltimore (7/1/22-6/30/23)

* Formerly Child Care Subsidy Program.

Major Factors Important to Parents Who Found Child Care in Howard County

Factor	Count
Environment	13
Proximity	10
Program	1
Cost	6
Caregiver	11
Hours	3
Vacancy	2

Source: LOCATE: Child Care at Maryland Family Network, Baltimore (7/1/22-6/30/23).

Supply of Child Care

Child Care Scholarship Program (CCS)*

Family Child Care Providers willing to care for CCS children in Howard County
58 (22% of total family child care providers)

Child Care Centers willing to care for CCS children in Howard County
62 (50% of total child care centers)

LOCATE: Child Care at Maryland Family Network Baltimore, June 2022.

* Formerly Child Care Subsidy Program.

Howard County FY23 Allocation (estimated)
\$7,105,262 = 689 full-time children enrolled

Source: Maryland State Department of Education, Office of Child Care.

Special Needs Child Care

Family providers who serve/have served children with special needs¹
72 (27% of total family child care providers in Howard)

Centers who serve/have served children with special needs
50 (41% of total child care centers in Howard)

Source: LOCATE: Child Care at Maryland Family Network, Baltimore (7/1/22-6/30/23).

¹In 2023, LOCATE: Child Care changed the method of tracking providers with Special Needs Experience. Providers now are able to indicate experience with individual special needs. In 2024 and future years, this number will increase as we identify those providers. This number cannot be compared to earlier Demographics.

Definitions

The American Community Survey (ACS): is an ongoing survey that provides vital information on a yearly basis about our nation and its people. Information from the survey generates data that help inform how trillions of dollars in federal funds are distributed each year. (Census.gov)

Before/After-School Care: School-Age child care offers care to children enrolled in Kindergarten or above. Care is provided before and/or after school and during school holidays/vacations. Programs are licensed by the Office of Child Care. Programs may operate from a school building or other licensed facility.

Census of Population and Housing: There are two versions of the Census questionnaire: a short form which asks a limited number of population and housing questions of all households, and a long form questionnaire which asks additional social and economic questions of a sample of all households. The user should note that data obtained from a sample are subject to sampling variability, and that there are limitations to many of these data.

Child Care: The care or supervision of a child when the child's parent has given the child's care over to another for some portion of a 24-hour-day as a supplement to the parent's primary care of the child. (OCC)

Child Care Center: Child care provided in a facility that, for part or all of the day, provides care to children in the absence of the parent. Centers are licensed by the Office of Child Care.

Child Care Scholarship Program (CCS)*: Provides financial assistance to eligible families in securing care for their children in registered family child care homes or licensed child care centers while parents/guardians are attending school, working, or in job training.

Children with Special Needs: Children who, because of a disability or other special educational, developmental, physical, emotional, behavioral, or medical condition, require additional care, or whose activities are restricted by a certain condition. (OCC)

Current Median Family Income: Current, median family income is from the American Community Survey 2022.

Current Population Estimates: Current Population Estimates are based on the American Community Survey 2022.

Educational Attainment: The highest level of school completed or the highest degree received. Educational attainment figures were used for persons over 25 years of age. (U.S. Bureau of the Census)

Employer-Sponsored Centers: A child care center located on-site or off-site which is sponsored by a corporation,

business, or other employer. Employees are given priority for enrollment slots.

Family Child Care: The care given to a child younger than 13 years old or to a developmentally disabled person younger than 21 years old, in place of parental care for less than 24 hours a day, in a residence other than the child's residence and for which the provider is paid. Regulations allow a family child care provider to care for as many as eight children at any time. (OCC)

Family Household Income: Family includes a householder and one or more persons living in the same household who are related to the householder by birth, marriage, or adoption. A household can contain only one family for purposes of census tabulations. (U.S. Bureau of the Census)

Head Start: Project Head Start provides comprehensive developmental services for children from low-income families. Head Start is comprised of four components including Education, Health, Parent Involvement, and Social Services. Head Start Centers serve children from age 3 to school entry age from income eligible families.

Infant/Toddler: In the State of Maryland, "infant" means a child under 18 months old. "Toddler" means a child 18 months old or older but younger than 2 years old. (OCC) MFN reports "infant" as a child birth through 23 months of age.

Kindergarten: An instructional program for children who are 5 years old by September 1st of each academic year. Programs may be operated by a private or public school. Kindergarten is the year of school which precedes entrance to first grade.

Nursery Schools: An instructional program approved or exempted by the Maryland State Department of Education for children who are two through four years old. The maximum length of the program is 6 hours per day, however most operate only a few hours per day and may meet only two or three times per week for a nine month period.

Owner Costs with Mortgage (Selected Monthly): The sum of payments for mortgages, deeds of trust, contracts to purchase, or similar debts on the property; real estate taxes; fire hazard, and flood insurance on the property; utilities; and fuels. It also includes, where appropriate, the monthly condominium fees or mobile home costs. A housing unit is owner-occupied if the owner or co-owner lives in the unit even if it is mortgaged or not fully paid for. (U.S. Bureau of the Census)

Definitions

Part Day: A program regulated by OCC with an educational focus for children one or two years before entering kindergarten. These programs are usually 2-3 hrs/day, 2-3 days/week, nine months/year.

Pre-Kindergarten: These are publicly funded pre-kindergarten programs for eligible 4-year-old children administered by local boards of education or qualified vendors. The programs have the overall goal of providing learning experiences to help children develop and maintain school readiness skills necessary for successful school performance. Local school systems shall enroll all 4-year-old applicants from economically disadvantaged or homeless families.

Poverty Level: The poverty guideline for a family of four persons was \$30,000 in 2022. (U.S. Department of Health and Human Services, Jan 2021)

Renter Occupied Gross Monthly Rent: Monthly contract rent plus the estimated average monthly cost of utilities and fuels, if these are paid by the renter. All occupied housing units which are not owner-occupied, whether they are rented for cash rent or occupied without payment of cash rent, are classified as renter-occupied. (U.S. Bureau of the Census)

Unemployment Rate: Civilians 16 years old and over are classified unemployed if they (1) were neither “at work” nor “with a job but not at work” during the reference week, and (2) were looking for work during the last four weeks, and (3) were available to accept a job. Also included were civilians who did not work at all during the reference week and were waiting to be called back to a job from which they had been laid off. (U.S. Bureau of the Census)

The Maryland Child Care Resource Network is a public/private partnership designed to expand and improve child care delivery in Maryland. Maryland Family Network manages the Network and operates as its Statewide Coordinating Entity. Funding for this publication was made available by Maryland Family Network, the Maryland State Department of Education, and Maryland's business community.

For more information regarding the Child Care Demographic Reports, contact:

Maryland Family Network

1800 Washington Blvd, Ste 445
Baltimore, Maryland 21230-2344
tel 410.659.7701 fax 410.783.0814
www.marylandfamilynetwork.org

For information regarding technical assistance and training for the child care community, contact:

Howard County Child Care Resource Center

Howard County Office of Children & Families
9830 Patuxent Woods Dr
Columbia, MD 21046
tel 410.313.1940

This publication was produced as a work for hire for the benefit of, and with funds from, the Maryland State Department of Education.

©2024 Maryland State Department of Education

©2024 Maryland Family Network



**MARYLAND CHILD CARE
RESOURCE NETWORK**

The Maryland Child Care Resource Network is a public/private partnership designed to expand and improve child care delivery in Maryland. Maryland Family Network manages the Network and operates as its Statewide Coordinating Entity.



This publication was produced as a work for hire for the benefit of, and with funds from, the Maryland State Department of Education.

Content revised January 2024



**MARYLAND
FAMILY
NETWORK**

1800 WASHINGTON BLVD, STE 445
BALTIMORE, MARYLAND 21230-2344
TEL 410.659.7701 FAX 410.783.0814

marylandfamilynetwork.org