



MARYLAND CHILD CARE
RESOURCE NETWORK

CHILD CARE DEMOGRAPHICS • 2025

Frederick County Report

The Maryland Child Care Resource Network and Maryland Family Network, Inc. are co-publishers of this Frederick County Report for the Network's Maryland Child Care Demographics Report series. The series includes reports for the State, for each of Maryland's 23 counties and the City of Baltimore.



MARYLAND
FAMILY
NETWORK

This publication was produced as a work for hire for the benefit of, and with funds from, the Maryland State Department of Education.

Frequently Requested Child Care Information

Frederick County has approximately 20,071 children from birth through age five, and 8.1 percent of them live in households below the poverty line. Meanwhile, the average weekly cost for full-time child care in Frederick County is \$23,808 per year.

No one would suggest that public school teachers are paid what they deserve. However, child care providers, based on average gross income, earn far less than their public school counterparts, who earn \$77,537 on average. Meanwhile, in the same location, a family child care providers makes just \$37,015, and a child care center teacher earns only \$29,733. Many educators who we entrust to teach and care for our children are forced to rely on public assistance to make ends meet.

The Maryland General Assembly expanded access to the Maryland Child Care Scholarship Program in recent years. Also, in 2024, the Moore Administration committed new State funds in the amounts of \$218 million for FY 2024 and \$270 million for FY 2025 for the Child Care Scholarship Program (CCSP). These have proven to be a significant step in removing barriers to families' access to child care.

We encourage you to reach out to your local [Child Care Resource Center](#). MFN is the State Coordinating Entity of these centers which make up the Maryland Child Care Resource Network. Each center provides leadership, professional development, coaching, and other services to improve the quality, availability, and affordability of child care in communities across the state.

We hope the following demographic information is helpful as we continue to make improvements for Maryland's youngest children and those who care for them.

Child Population 2023

Age Group	Number in age group
0-2 years	9,874
3-4 years	6,746
5 years	3,451
6-8 years	10,498
9-11 years	11,642
Total Children in Households Aged 0-11	42,211

Source: US Bureau of the Census, American Community Survey 2013, 2023

Child Care Costs as Compared to Other Major Household Expenses

The estimated current median family income in Frederick is \$140,657⁶. A family of four that included a couple and two children ages 0-23 months and 2-4 years can be expected to have the following yearly household expenses:

Expense	Cost	% of Income
Child Care	\$ 23,808	16.9%
Infant ¹	\$11,233	
Preschooler ²	\$12,575	
Food ³	\$ 12,851	9.1%
Housing ⁴	\$ 28,500	20.3%
Taxes ⁵	\$ 21,924	15.6%
Total	\$ 87,083	61.9%

¹Average annual cost of care for an infant in a family child care home as reported by child care providers to LOCATE: Child Care 2023-2024. ²Average annual cost of care for a two year old in a child care center as reported by providers to LOCATE: Child Care. 2023-2024. ³National Average cost of food based on a moderate cost plan. (Moderate cost of food at home estimated for food family of four cost level. U.S. Department of Agriculture 20. ⁴Home owner costs of a mortgage, American Community Survey, US Census. ⁵smartasset.com: state and local taxes, federal taxes, Medicare and FICA. Does not reflect the earned income credit. ⁶Current median income, ACS, US Census, 2023.

Average Weekly Cost of Full-time Child Care

Frederick County	Family Child Care Programs	Child Care Centers
0-23 Months	\$410.00	\$287.04
2-4 Years	\$328.33	\$261.60
5 years ¹	\$282.50	\$248.94
School Age Full ²	\$140.00	\$232.09
Before/After School Care ³	\$115.00	\$162.89

Average weekly cost of Full-time care as reported by child care programs to MFN's LOCATE: Child Care. ¹Average weekly cost of care a 5 year old. Defined as child being in full time child care or being in kindergarten and out-of school child care i.e. holidays, school closures and summers. ²Average weekly cost of care for a 6+ year old school age child, out of school child care. ³Average weekly cost of before and after school care.

Population Information

Child Population¹

	2013		2023	
	Frederick	Maryland	Frederick	Maryland
0-2 years	8,405	214,524	9,874	207,705
3-4 years	6,344	151,773	6,746	151,635
5 years	3,477	75,351	3,451	73,868
6-8 years	9,708	217,506	10,498	224,060
9-11 years	9,513	225,975	11,642	235,994
Total	37,447	885,129	42,211	893,262

Source: US Bureau of the Census, American Community Survey 2013, 2023

Age breakouts in the ACS are slightly different instead of ages 0-1; 2-4; 5-9; and 10-11 they are 0-2; 3-4; 5; 6-8; and 9-11

Female Population (selected ages)

Age Group	2013	2023
Aged 20-24	6,969	8,002
Aged 25-29	7,018	7,894
Aged 30-34	7,279	9,421
Total Aged 20-34	21,266	25,317

Source: US Bureau of the Census, American Community Survey 2013, 2023

Work Force Information

Total Population Ages 16+ in Work Force

	Frederick	Maryland
2023		
Females	71,802	1,622,793
Males	83,679	1,726,909
2013		
Females	62,419	1,581,677
Males	71,236	1,650,181
Change		
Females	15.0%	2.6%
Males	17.5%	4.6%

Source: US Bureau of the Census, American Community Survey 2013, 2023

* Does not include the population Not in the Labor Force

Females Aged 16+ with Children

Age Group	2013	2023	Change
Total Children Under 6 years old	17,800	19,653	10.4%
Children Under 6 with all custodial parents working	12,318	13,856	12.5%
Total Children 6-17 years old	39,125	44,189	12.9%
Children 6-17 with all custodial parents working	28,987	33,153	14.4%

Source: US Bureau of the Census, American Community Survey 2013, 2023

Total Population

	Frederick	Maryland
2023	280,341	6,170,738
2022	273,829	6,161,707
2021	267,498	6,148,545
2013	236,668	5,834,299
2011	231,725	5,736,545
2000	195,277	5,296,486
1990	150,208	4,780,753
1980	114,792	4,216,975

Source: US Bureau of the Census, 1980, 1990, 2000; American Community Survey 2011, 2013, 2021, 2022, 2023

Male Population (selected ages)

Age Group	2013	2023
Aged 20-24	7,082	8,196
Aged 25-29	6,887	8,148
Aged 30-34	7,011	9,395
Total Aged 20-34	20,980	25,739

Source: US Bureau of the Census, American Community Survey 2013, 2023

Households

	2013	2023
Total household population	232,101	275,761
Total number of households	86,337	101,807
Average household size	2.69	2.71

Source: US Bureau of the Census, American Community Survey 2013, 2023

Females Aged 16+ with Children Under 18

Age Group	2013	2023	Change
Females (16+) with children under 18	27,802	31,426	13.0%
Females (16+) with children under 18, in the workforce	20,018	23,178	15.8%

Source: US Bureau of the Census, American Community Survey 2013, 2023

Census Information

Families and Poverty

	2013	% in Poverty	2023	% in Poverty	% Change
All Families	62,940		73,559		16.9%
Families Below Poverty Level	2,754	4.4%	3,311	4.5%	20.2%
All Families with Children Under 5	11,226		13,080		16.5%
All Families w Children Under 5 Below Poverty Level	936	8.3%	1,002	7.7%	7.1%
All Families w Children Under 18	31,993		36,265		13.4%
All Families w Children Under 18 Below Poverty Level	2,012	6.3%	2,521	7.0%	25.3%

Source: US Bureau of the Census, American Community Survey 2013, 2023

Children and Poverty

	2013	% in Poverty	2023	% in Poverty	% Change
Total Related Children Under 18	58,104		64,976		11.8%
Total Children Under 18 Below Poverty Level	4,638	8.0%	5,026	7.7%	8.4%
Total Children Under 5 Below Poverty Level	1,342	9.2%	1,326	8.1%	-1.2%
Children 5-17 Below Poverty Level	3,296	7.6%	3,700	7.6%	12.3%

Source: US Bureau of the Census, American Community Survey 2013, 2023

Educational Attainment for Adults over 25 Years

	Frederick	% of Adults	Maryland	% of Adults
Total Adults Aged 25 or More	191,495		3,922,827	
High School Graduate or Higher	178,889	93.4%	3,479,996	88.7%
Bachelors Degree or Higher	85,948	44.9%	1,443,918	36.8%

Source: US Bureau of the Census, American Community Survey 2023

Families

Frederick	2013	2023	% Change
Total Families	62,940	73,559	16.9%
Total # of All Families with Related Children Under Age 6*	11,808	14,111	19.5%
Total # of All Families with Related Children Under Age 18	29,788	33,797	13.5%
Maryland	2013	2023	% Change
Total Families	1,529,098	1,438,269	-5.9%
Total # of All Families with Related Children Under Age 6*	259,293	265,044	2.2%
Total # of All Families with Related Children Under Age 18	643,591	646,709	0.5%

Source: US Bureau of the Census, American Community Survey 2013, 2023

*Includes Families with children under 6 AND Families with children under 6 and aged 6-17

Income, Unemployment and Housing Information

Annual Wage Rate Information

Public School Teacher Average Salary (Frederick County) ¹	\$77,537
Public School Teacher Average Salary (Maryland) ¹	\$79,420
Family Child Care Provider Gross Income (Frederick County) ²	\$37,015
Child Care Center Director (Frederick County) ³	\$42,075
Center Senior Staff/Teacher (Frederick County) ³	\$29,733
Center Aide (Frederick County) ³	\$17,400

¹Average Teacher Salary, MSDE. ²Gross pay based on average cost of care, as reported to LOCATE by child care providers. ³Salary as reported to LOCATE: Child Care by center directors.

Family Income

Median Family Income

Frederick	\$140,657
Maryland	\$88,738

Source: US Bureau of the Census, American Community Survey 2023

Median Household Income¹:

Frederick	\$120,458
Maryland	\$73,538

Income Distribution Percent Households

	Frederick	Maryland
Under \$25,000	7.1%	11.3%
\$25,000-\$49,999	9.2%	12.7%
\$50,000-\$74,999	12.0%	13.2%
\$75,000 +	71.7%	62.9%
Total Households	101,807	2,339,510

Source: US Bureau of the Census, American Community Survey 2023

Housing Information

	Frederick	%	Maryland	%
Owner-Occupied housing	78,429	77.0%	1,578,702	67.5%
Renter-Occupied housing	23,378	23.0%	760,808	32.5%
Mean Value of Owner-Occupied Housing	\$437,700		\$397,700	
Median Selected Monthly Owner Costs with a Mortgage	\$2,375		\$2,301	
Median Gross Residential Monthly Rent	\$1,706		\$1,662	

Source: US Bureau of the Census, American Community Survey 2023

Unemployment Rate

	Frederick	Maryland
2001	2.9%	4.0%
2002	2.7%	3.9%
2004	2.5%	3.9%
2005	2.8%	3.9%
2006	2.9%	3.7%
2007	2.9%	3.6%
2008	3.7%	4.5%
2009	5.9%	7.1%
2010	6.2%	7.3%
2011	6.2%	7.2%
2012	5.4%	6.5%
2013	5.3%	6.2%
2014	4.8%	5.6%
2015	4.4%	5.0%
2016	4.0%	4.5%
2017	3.6%	4.3%
2018	4.1%	4.5%
2019	3.6%	3.9%
2020	7.6%	8.3%
2021	5.8%	6.7%
2022	3.2%	3.7%
2023	1.5%	1.7%
2024	3.1%	3.2%

MD Department of Labor Local Area Unemployment Statistics (LAUS) June 2024.

Supply of Regulated Early Childhood Programs and Education

Children's Programs by Type with Capacity

	# of Programs	Capacity
Registered Family Child Care Providers and Large Family Child Care Homes	260	1,991
Licensed and Letter of Compliance Child Care Centers	116	7,563
Public Pre-Kindergarten	27	N/A
Head Start	7	130
Early Head Start	0	0

Of the providers in the county**

- 36 are licensed to accept infants with 392 total infant capacity
- 6 are Head Start programs
- 0 are Early Head Start programs
- 12 are nursery schools
- 25 offer Part Day
- 88 offer before and/or after school care with a capacity of 6,255

* State Funded

** The programs in this section do not total because a program may offer more than one of these options

*** Federally Funded. MSDE

Source Maryland Family Network, LOCATE Child Care and Maryland State Department of Education, and HHS Office of Head Start.

of Programs: MFN LOCATE: Child Care 2024

Education

Public and Private Schools (Elementary and Middle)

	Public	Private*
Elementary Schools	38	7
Middle Schools	13	0
Combined Elementary and Middle	51	11

Elementary School Enrollment

	Public	Private*
Pre-kindergarten	1,551	955
Kindergarten	3,253	266
Grades 1-5	20,713	1,192
Total	25,517	2,413

Source: MSDE 2023-2024 school year. Enrollment figures are for September 2023.

* Self reported data from Maryland nonpublic schools to MSDE.

Density of Family Providers and Center Programs by Community/Zip Code

The following chart shows the number of registered family child care providers and licensed full-day child care centers in Frederick as of June 30, 2024.

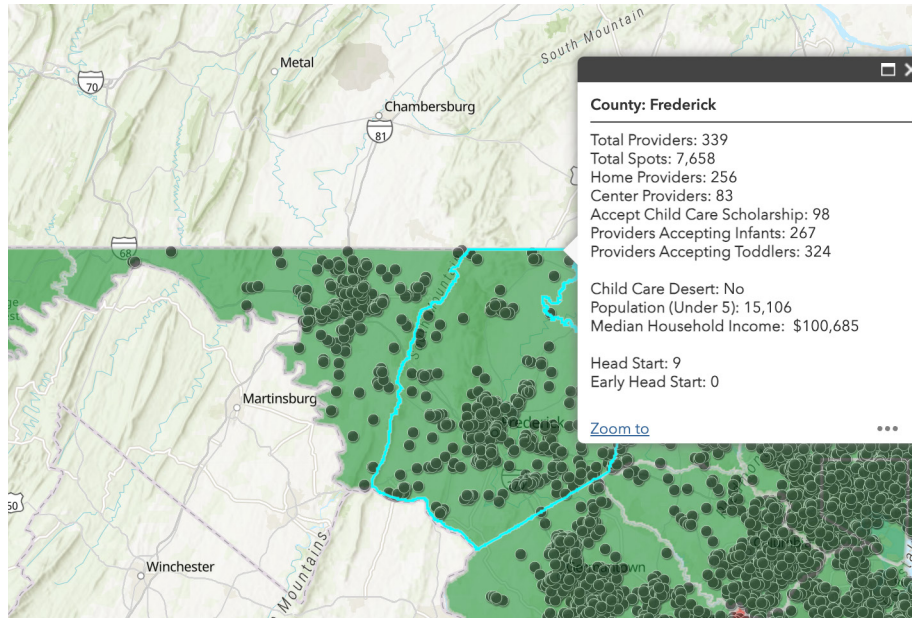
Community/ Zip Code	Family Providers	%	8-12 Hour Centers	%
Adamstown 21710	6	2.3%	3	2.6%
Brunswick 21716	5	1.9%	3	2.6%
Brunswick 21758	3	1.2%	0	0.0%
Clarksburg 20871	0	0.0%	1	0.9%
Emmitsburg 21727	3	1.2%	1	0.9%
Frederick 21701	25	9.6%	23	19.8%
Frederick 21702	51	19.6%	17	14.7%
Frederick 21703	48	18.5%	12	10.3%
Frederick 21704	22	8.5%	7	6.0%
Frederick 21754	0	0.0%	1	0.9%
Ijamsville 21754	5	1.9%	6	5.2%
Jefferson 21755	6	2.3%	5	4.3%
Keymar 21757	0	0.0%	1	0.9%
Knoxville 21758	3	1.2%	0	0.0%
Libertytown 21762	1	0.4%	7	6.0%
Middletown 21769	9	3.5%	5	4.3%
Monrovia 21770	9	3.5%	2	1.7%
Mount Airy 21771	14	5.4%	2	1.7%
Myersville 21773	6	2.3%	7	6.0%
New Market 21774	12	4.6%	0	0.0%
Point of Rocks 21777	2	0.8%	1	0.9%
Sabillasville 21780	2	0.8%	0	0.0%
Smithsburg 21783	1	0.4%	3	2.6%
Thurmont 21788	9	3.5%	0	0.0%
Union Bridge 21791	2	0.8%	3	2.6%
Urbana 21704	2	0.8%	5	4.3%
Walkersville 21793	12	4.6%	1	0.9%
Woodsboro 21798	2	0.8%	0	0.0%
Totals	260	100.0%	116	100.0%

Source: MFN/LOCATE: Child Care, 6/24.

NOTE: Percentages may not total 100% because of rounding.

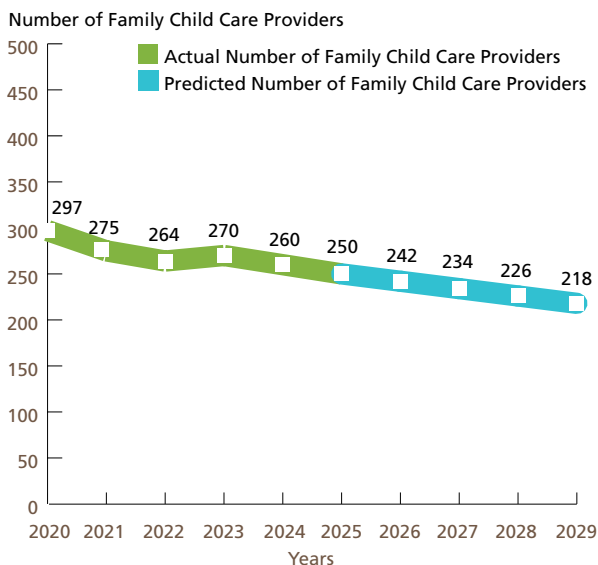
Supply of Regulated Early Childhood Programs and Education

Maryland Family Network and Upfront partnered to create a [real-time map](#) of Maryland's child care landscape to identify deserts by county, legislative, and congressional districts.

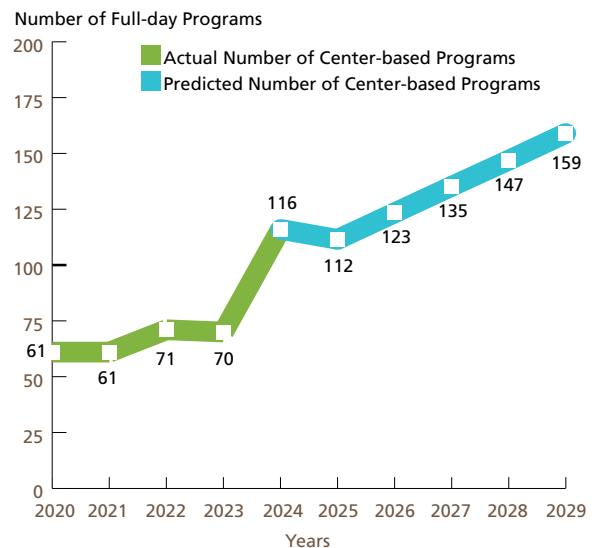


Past and Anticipated Growth Patterns for Family/Center Providers

Family Child Care Providers in Frederick 2020-2029



Center-based Programs in Frederick 2020-2029
Full-day (8 to 12 hours)

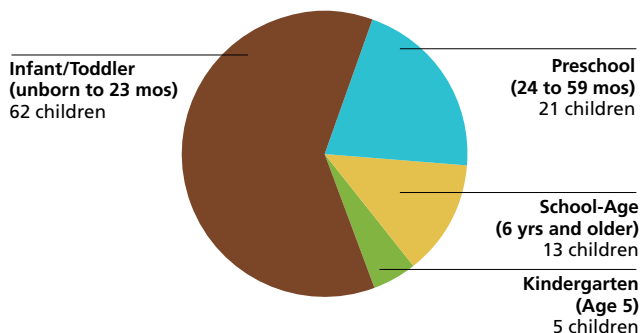


Source: Maryland Family Network, LOCATE: Child Care (June 2024)

Demand for Child Care

Children Served by Age

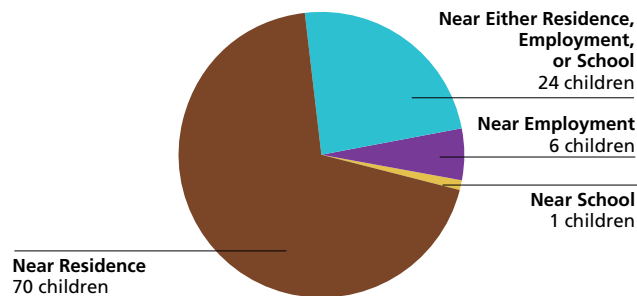
N=101



Source: LOCATE: Child Care at Maryland Family Network, Baltimore (7/1/23-6/30/24).

Children Served by Locational Preferences for Care

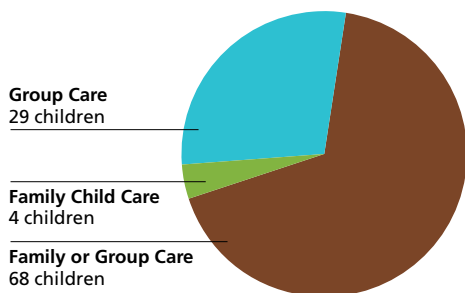
N=101



Source: LOCATE: Child Care at Maryland Family Network, Baltimore (7/1/23-6/30/24).

Children Served by Type of Care Preferred

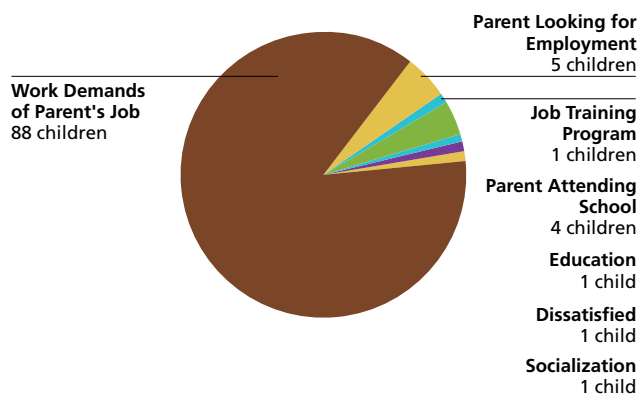
N=101



Source: LOCATE: Child Care at Maryland Family Network, Baltimore (7/1/23-6/30/24).

Reason Child Care is Needed

N=101



Source: LOCATE: Child Care at Maryland Family Network, Baltimore (7/1/23-6/30/24).

Demand for Child Care

Number of Children Served by LOCATE: Child Care
101 children (7/1/23-6/30/24)

Full-time or Part-time Care Needs of Children Served N=101

Full-time: 83 children

Part-time: 15 children

Other*: 3 children

* Includes requests for sick, backup and temporary care.

Source: LOCATE: Child Care at Maryland Family Network, Baltimore (7/1/23-6/30/24).

Child Care Scholarship Program (CCS)*

LOCATE Calls received from parents with children eligible for Child Care Scholarship
29 (29% of all calls)

LOCATE Calls received from parents with children receiving Child Care Scholarship
36 (36% of all calls)

Source: LOCATE: Child Care at Maryland Family Network, Baltimore (7/1/23-6/30/24).

* Formerly Child Care Subsidy Program

Supply of Child Care

Child Care Scholarship Program (CCS)*

Family Child Care Providers willing to care for CCS children in Frederick County
61 (23% of all family providers in the county)

Child Care Centers willing to care for CCS children in Frederick County
42 (36% of all 8-12 hour centers in the county)

LOCATE: Child Care at Maryland Family Network Baltimore, June 2023.

* Formerly Child Care Subsidy Program

FY 24 CCS Expenditure
\$11,007,676

CCS Children Served
1,365

Source: Maryland State Department of Education, Office of Child Care.

Special Needs Child Care

Family providers who serve/have served children with special needs¹
100 (38% of all family providers in the county)

Centers who serve/have served children with special needs
46 (40% of all 8-12 hour centers in the county)

Source: LOCATE: Child Care at Maryland Family Network, Baltimore (7/1/23-6/30/24).

¹In 2023, LOCATE: Child Care changed the method of tracking providers with Special Needs Experience. Providers now are able to indicate experience with individual special needs. In 2024 and future years, this number will increase as we identify those providers. This number cannot be compared to earlier Demographics.

Definitions

The American Community Survey (ACS): is an ongoing survey that provides vital information on a yearly basis about our nation and its people. Information from the survey generates data that help inform how trillions of dollars in federal funds are distributed each year. (Census.gov)

Before/After-School Care: School-Age child care offers care to children enrolled in Kindergarten or above. Care is provided before and/or after school and during school holidays/vacations. Programs are licensed by the Office of Child Care. Programs may operate from a school building or other licensed facility.

Census of Population and Housing: There are two versions of the Census questionnaire: a short form which asks a limited number of population and housing questions of all households, and a long form questionnaire which asks additional social and economic questions of a sample of all households. The user should note that data obtained from a sample are subject to sampling variability, and that there are limitations to many of these data.

Child Care: The care or supervision of a child when the child's parent has given the child's care over to another for some portion of a 24-hour-day as a supplement to the parent's primary care of the child. (OCC)

Child Care Center: Child care provided in a facility that, for part or all of the day, provides care to children in the absence of the parent. Centers are licensed by the Office of Child Care.

Child Care Scholarship Program (CCS)*: Provides financial assistance to eligible families in securing care for their children in registered family child care homes or licensed child care centers while parents/guardians are attending school, working, or in job training.

Children with Special Needs: Children who, because of a disability or other special educational, developmental, physical, emotional, behavioral, or medical condition, require additional care, or whose activities are restricted by a certain condition. (OCC)

Current Median Family Income: Current, median family income is from the American Community Survey 2022.

Current Population Estimates: Current Population Estimates are based on the American Community Survey 2022.

Educational Attainment: The highest level of school completed or the highest degree received. Educational attainment figures were used for persons over 25 years of age. (U.S. Bureau of the Census)

Employer-Sponsored Centers: A child care center located on-site or off-site which is sponsored by a corporation,

business, or other employer. Employees are given priority for enrollment slots.

Family Child Care: The care given to a child younger than 13 years old or to a developmentally disabled person younger than 21 years old, in place of parental care for less than 24 hours a day, in a residence other than the child's residence and for which the provider is paid. Regulations allow a family child care provider to care for as many as eight children at any time. (OCC)

Family Household Income: Family includes a householder and one or more persons living in the same household who are related to the householder by birth, marriage, or adoption. A household can contain only one family for purposes of census tabulations. (U.S. Bureau of the Census)

Head Start: Project Head Start provides comprehensive developmental services for children from low-income families. Head Start is comprised of four components including Education, Health, Parent Involvement, and Social Services. Head Start Centers serve children from age 3 to school entry age from income eligible families.

Infant/Toddler: In the State of Maryland, "infant" means a child under 18 months old. "Toddler" means a child 18 months old or older but younger than 2 years old. (OCC) MFN reports "infant" as a child birth through 23 months of age.

Kindergarten: An instructional program for children who are 5 years old by September 1st of each academic year. Programs may be operated by a private or public school. Kindergarten is the year of school which precedes entrance to first grade.

Nursery Schools: An instructional program approved or exempted by the Maryland State Department of Education for children who are two through four years old. The maximum length of the program is 6 hours per day, however most operate only a few hours per day and may meet only two or three times per week for a nine month period.

Owner Costs with Mortgage (Selected Monthly): The sum of payments for mortgages, deeds of trust, contracts to purchase, or similar debts on the property; real estate taxes; fire hazard, and flood insurance on the property; utilities; and fuels. It also includes, where appropriate, the monthly condominium fees or mobile home costs. A housing unit is owner-occupied if the owner or co-owner lives in the unit even if it is mortgaged or not fully paid for. (U.S. Bureau of the Census)

Definitions

Part Day: A program regulated by OCC with an educational focus for children one or two years before entering kindergarten. These programs are usually 2-3 hrs/day, 2-3 days/week, nine months/year.

Pre-Kindergarten: These are publicly funded pre-kindergarten programs for eligible 4-year-old children administered by local boards of education or qualified vendors. The programs have the overall goal of providing learning experiences to help children develop and maintain school readiness skills necessary for successful school performance. Local school systems shall enroll all 4-year-old applicants from economically disadvantaged or homeless families.

Poverty Level: The poverty guideline for a family of four persons was \$31,200 in 2023. (U.S. Department of Health and Human Services, Jan 2022)

Renter Occupied Gross Monthly Rent: Monthly contract rent plus the estimated average monthly cost of utilities and fuels, if these are paid by the renter. All occupied housing units which are not owner-occupied, whether they are rented for cash rent or occupied without payment of cash rent, are classified as renter-occupied. (U.S. Bureau of the Census)

Unemployment Rate: Civilians 16 years old and over are classified unemployed if they (1) were neither “at work” nor “with a job but not at work” during the reference week, and (2) were looking for work during the last four weeks, and (3) were available to accept a job. Also included were civilians who did not work at all during the reference week and were waiting to be called back to a job from which they had been laid off. (U.S. Bureau of the Census)

The Maryland Child Care Resource Network is a public/private partnership designed to expand and improve child care delivery in Maryland. Maryland Family Network manages the Network and operates as its Statewide Coordinating Entity. Funding for this publication was made available by Maryland Family Network, the Maryland State Department of Education, and Maryland's business community.

For more information regarding the Child Care Demographic Reports, contact:

Maryland Family Network

1800 Washington Blvd, Ste 445
Baltimore, Maryland 21230-2344
tel 410.659.7701 fax 410.783.0814
www.marylandfamilynetwork.org

For information regarding technical assistance and training for the child care community, contact:

Child Care Choices

226 South Jefferson Street
Frederick, MD 21701
tel 301.663.0011

This publication was produced as a work for hire for the benefit of, and with funds from, the Maryland State Department of Education.

©2025 Maryland State Department of Education

©2025 Maryland Family Network



**MARYLAND CHILD CARE
RESOURCE NETWORK**

The Maryland Child Care Resource Network is a public/private partnership designed to expand and improve child care delivery in Maryland. Maryland Family Network manages the Network and operates as its Statewide Coordinating Entity.



This publication was produced as a work for hire for the benefit of, and with funds from, the Maryland State Department of Education.

Content revised February 2025



**MARYLAND
FAMILY
NETWORK**

1800 WASHINGTON BLVD, STE 445
BALTIMORE, MARYLAND 21230-2344
TEL 410.659.7701 FAX 410.783.0814

marylandfamilynetwork.org